

Message from the School

Girls Global Academy is DC's Premier Tuition-Free All-Girls Charter High School. We focus on our four pillars of sisterhood, scholarship, service, and safety. Girls Global Academy is the premier training ground for high school girls in the areas of global citizenship, Business and Engineering in Washington, DC. Our program ignites female empowerment and develops their confidence to lead and succeed at the local or global level. See our website for more information: girlsglobalacademy.org or on social media @girlsglobaldc.



**GIRLS
GLOBAL
ACADEMY**

📍 733 8TH STREET NW, Washington, DC 20001
🏠 Ward 2
☎ (202) 600-4822

School Instructional Hours

Monday: 08:15AM - 03:30PM
Tuesday: 08:15AM - 03:30PM
Wednesday: 08:15AM - 01:45PM
Thursday: 08:15AM - 03:30PM
Friday: 08:15AM - 03:30PM

Total Students (2020-21 Ever-Enrolled): 72

Total Teachers: 10

Total School Leaders: 3

Grades Served: 9, 10

Principal: Shayne Swift

Title-I Status: Yes

Local Education Agency (LEA): Girls Global Academy
PCS

School Uniforms Required: Yes

Bus Line(s): 42, 70, 74, 79, 80, G8, P6,
X2

Metro Line(s): Gallery Place Chinatown

Before Care Offered: No

After Care Offered: No

School Program Information

Career and Technical
Education
Interscholastic Sports

Parent Organization

**Parent Organization
Offered:** No

Extracurricular & Enrichment Activities

Art	Gender Sexualities Alliance
Creative Writing	LEADership Academy
Dance	Music/Choral
Debate	Self-Defense
Empower Girls	Sign Language
Engineering	Student Ambassador
	Leadership Council

School Enrollment

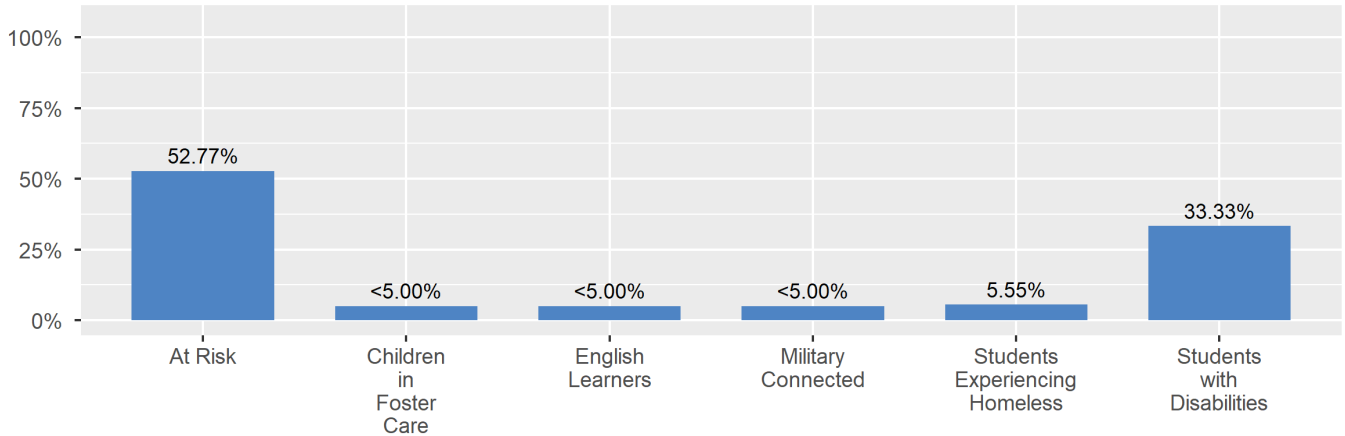
The ever-enrolled count is the total number of students who are enrolled at any point during the school year; a student who attends a school for one day or 180 days is counted the same way. For this reason, the ever-enrolled count will always be larger than the audit count.

2020-21 Ever-Enrolled by Grade Level

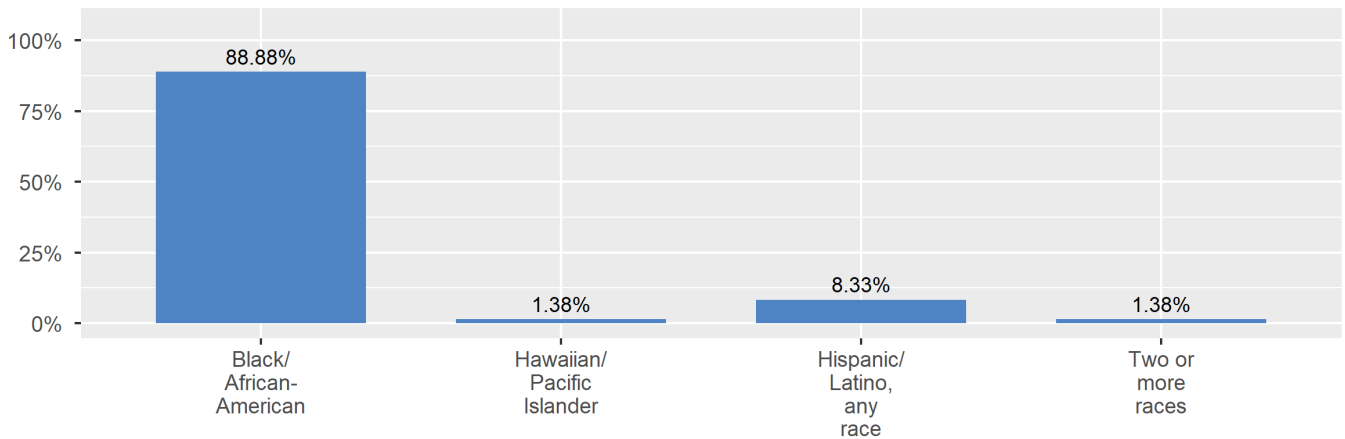
Grade 09

72

Enrollment by Student Group



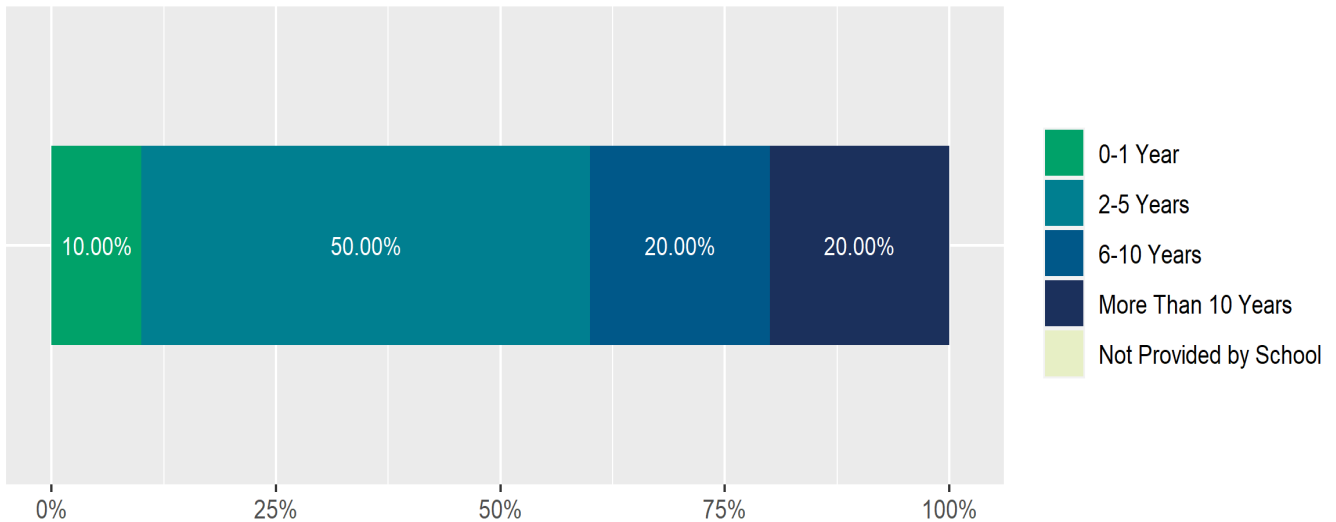
Enrollment by Race/Ethnicity



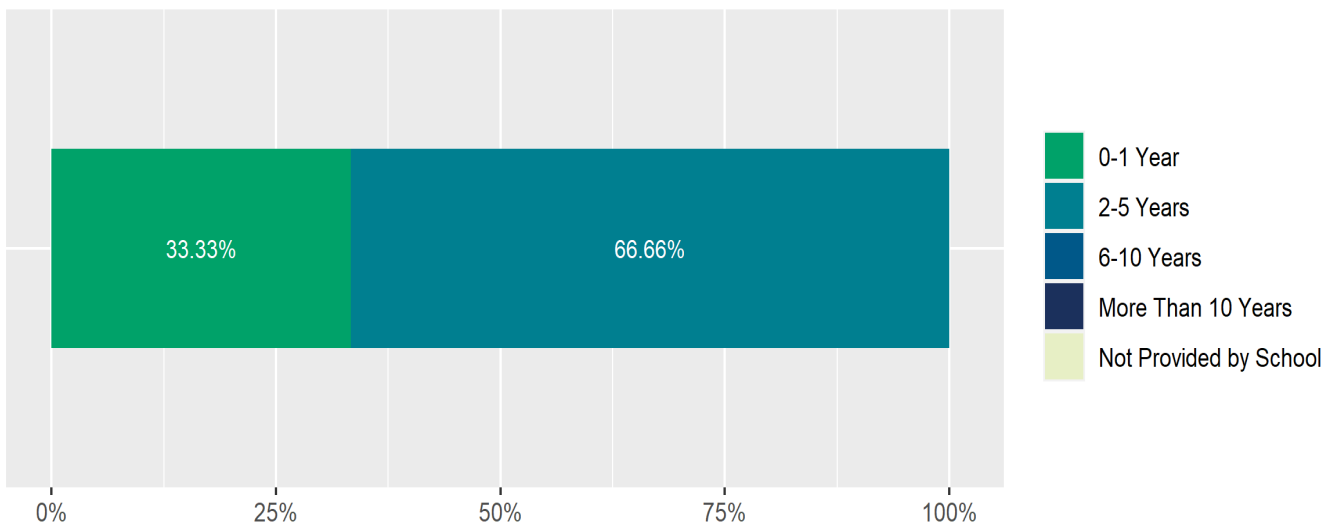
Teacher and School Leader Data

This page includes information about teacher experience levels in DC Public Schools and public charter schools. For DC Public Schools, it also includes information about credentialed and in-field teachers.

Teacher - Years of Experience



School Leader - Years of Experience



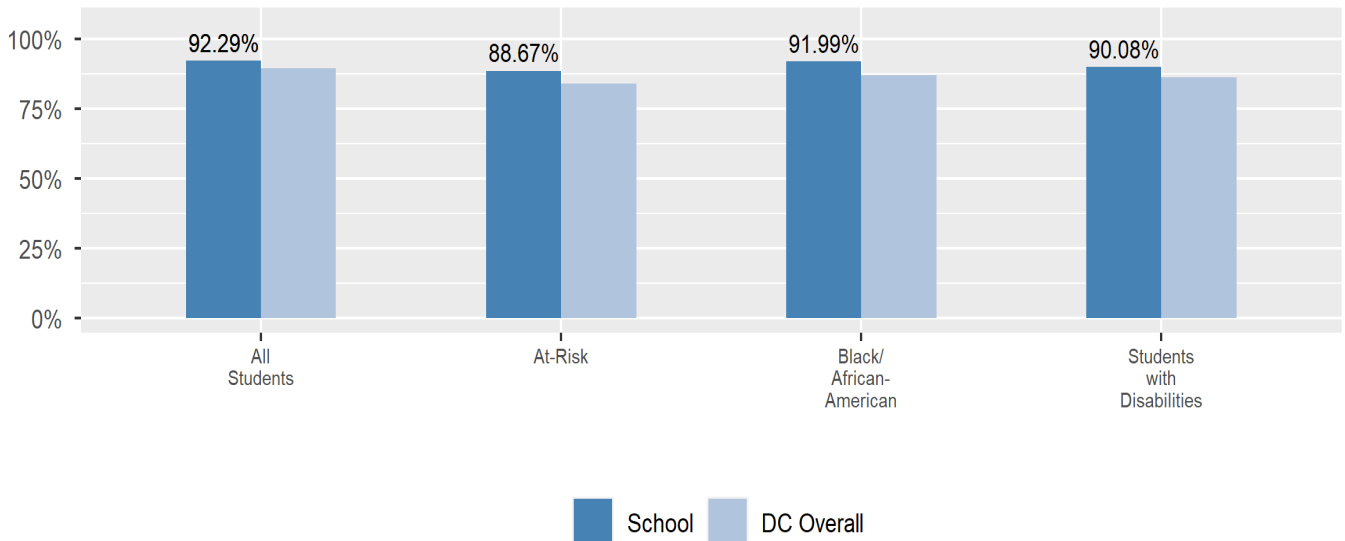
School Safety and Discipline

Information about discipline and school safety in DC, in accordance with the U.S. Department of Education's Civil Rights Data collection, including suspensions and expulsions for students, school related arrests, reported incidents of violence, bullying, and harassment are available in the OSSE Discipline report and data files (<https://osse.dc.gov/page/data-and-reports-0>).

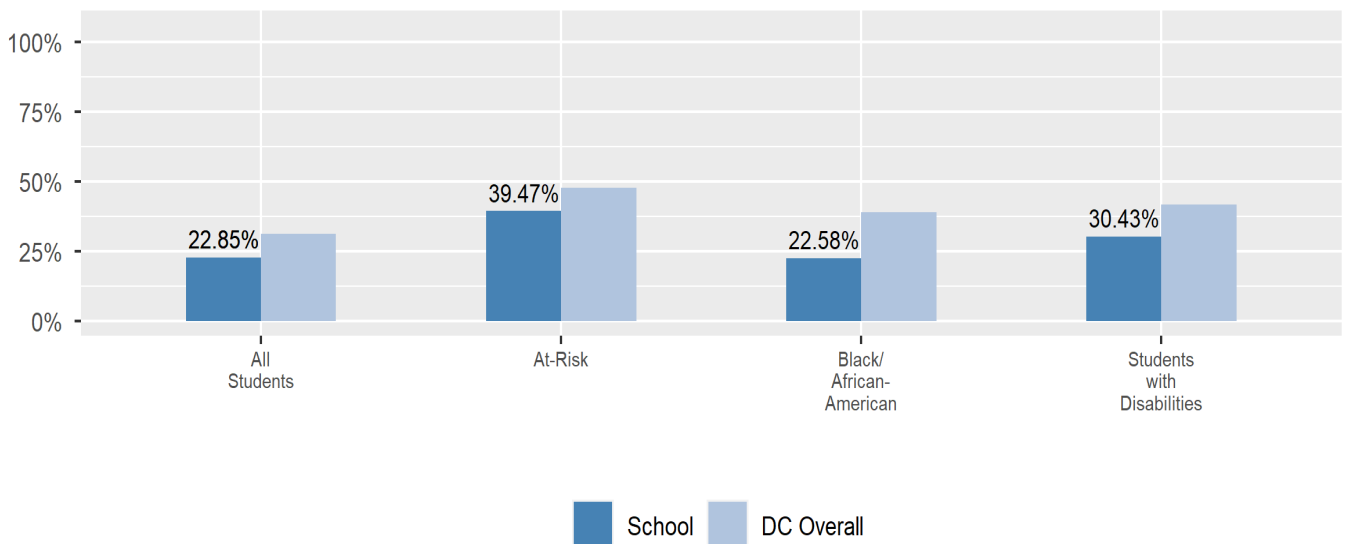
Attendance

Review information on attendance below, including in-seat attendance for all students (there is a separate measure of attendance for pre-K students, since pre-K is not compulsory), and the percentage of students chronically absent, meaning that they miss at least 10% of the school days for which they are enrolled throughout the school year at the school. Note: Due to variations in schools schedules, attendance data may have been collected differently by schools on synchronous and asynchronous learning days. As a result attendance data is unique to this school year and not necessarily comparable to prior years.

In-Seat Attendance

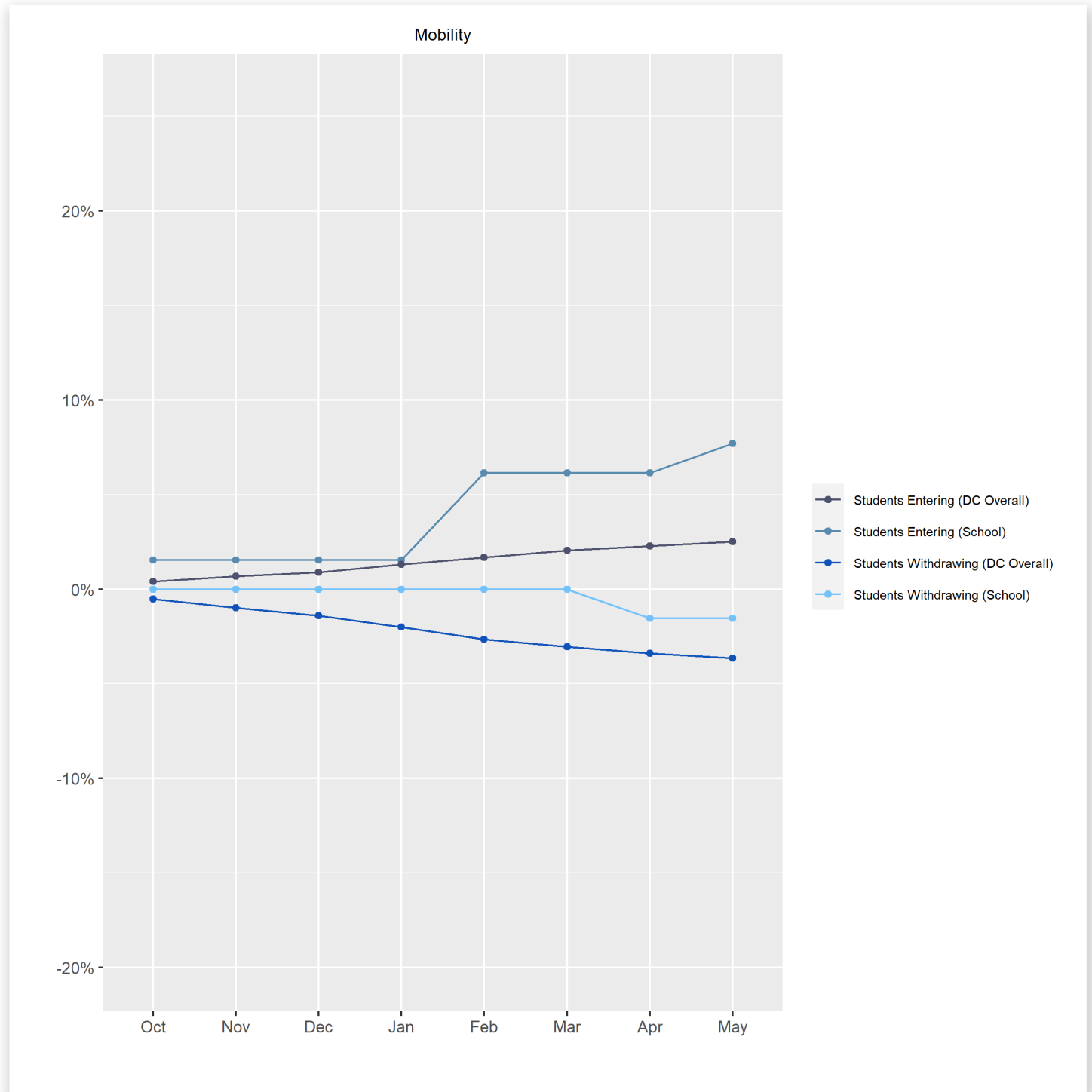


Chronic Absenteeism



Student Enrollment Changes

Explore information on how much the population at the school changes throughout the year or from year to year. It shows information about changes in enrollment, including whether students leave or enter the school mid-year, and whether eligible students choose to re-enroll in the school.



Finance

Per-pupil expenditures represent the average amount of money spent on educating each student. In other words, this value represents the total amount of actual school expenditures divided by the number of students in the school.

2021 Per-pupil Expenditures

Per-pupil expenditure amount is calculated by dividing the total school expenditures by the October enrollment audit count of public school students.

Per-pupil: \$40,373

October Enrollment Audit Count: 65

Total School Expenditures: \$2,624,233

Total Excluded Expenditures: \$359,182

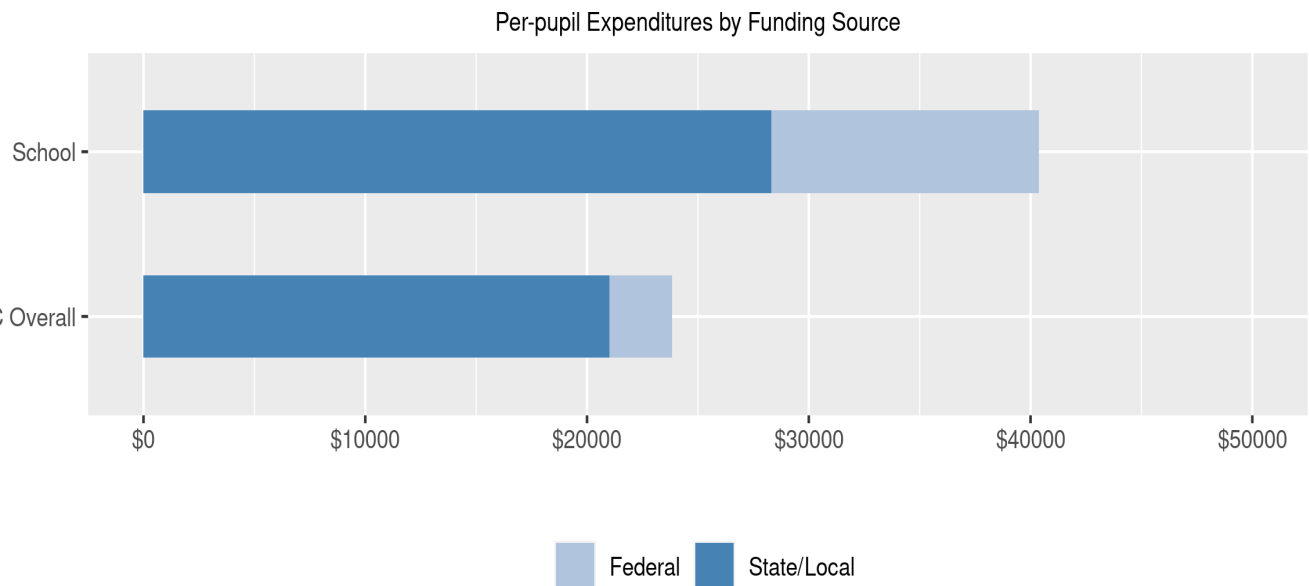
Excluded expenditures include: debt service, capital expenditures, construction and capital improvements, community service operations, and expenditures sourced from private funds (such as parent fees and corporate or charitable donations.) These are not included in the per-pupil expenditure calculation because they are considered outside of the day-to-day operation of the school.

2021 Total Expenditures \$2,983,415

The sum of total school and excluded expenditures is the total amount of money the LEA spent for the fiscal year.

Per-pupil Expenditures by Funding Source

Details are provided about the funding sources for per-pupil expenditures. State/local sources represent revenue received directly from DC, including local grants and per-pupil funding. Federal sources include federal revenue, such as Title I funds and IDEA funding. Per-pupil expenditures are displayed compared to the LEA and DC average.



	State/Local	Federal	Total
School	\$28,315 70.13%	\$12,058 29.87%	\$40,373
DC Overall	\$21,002 88.14%	\$2,827 11.86%	\$23,828