

Rocketship PCS - Infinity Community Prep

Message from the School

At Rocketship Infinity Community Prep we are preparing today's students for the opportunities of the future through a holistic approach to personalized learning and a daily Science, Technology, Engineering, Arts, and Math (STEAM) focus. Thus prompting critical thinking, developing character skills, and fostering creativity giving them a competitive advantage to blast off to college and beyond.



📍 5450 3RD STREET NE, WASHINGTON, DC 20011
🏠 Ward 5
📞 (202) 627-2256

School Instructional Hours

Monday: 08:00AM - 04:00PM
Tuesday: 08:00AM - 04:00PM
Wednesday: 08:00AM - 02:00PM
Thursday: 08:00AM - 04:00PM
Friday: 08:00AM - 04:00PM

Total Students (2020-21 Ever-Enrolled): 173

Total Teachers: 8

Total School Leaders: 2

Grades Served: PK3, PK4, KG, 1, 2, 3

Principal: Angel McNeil

Title-I Status: Yes

Local Education Agency (LEA): Rocketship Education DC PCS

School Uniforms Required: Yes

Bus Line(s): 80, R2

Metro Line(s): Red

Before Care Offered: Yes

◦ **Cost:** Sliding Scale

After Care Offered: Yes

◦ **Cost:** Sliding Scale

School Program Information

Blended Learning

Extended day

Parent Organization

Parent Organization

Offered: No

Extracurricular & Enrichment Activities

Blended Learning

PE

Art/Music

Dance and Final Enrichment chosen by
Parents

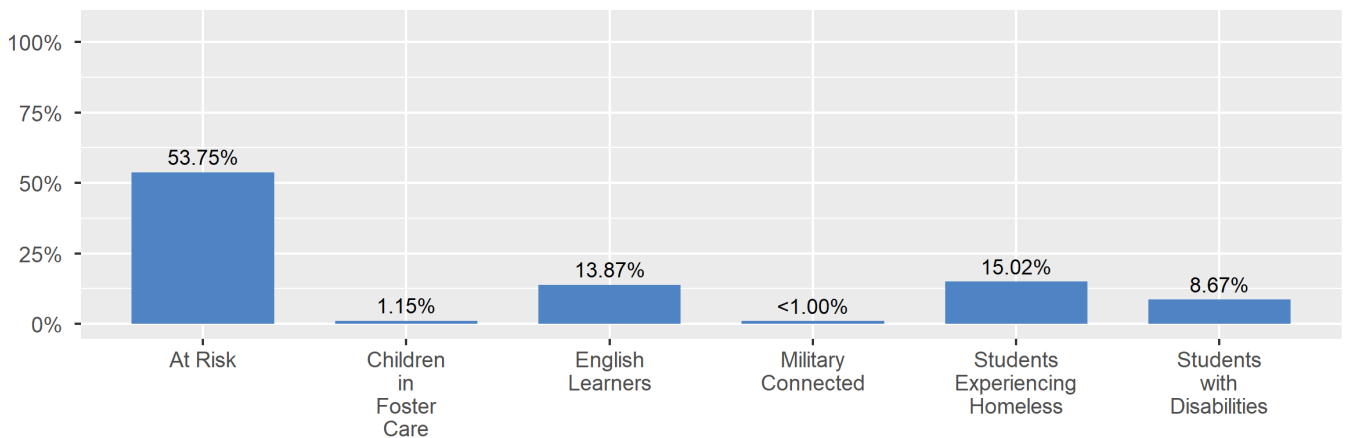
School Enrollment

The ever-enrolled count is the total number of students who are enrolled at any point during the school year; a student who attends a school for one day or 180 days is counted the same way. For this reason, the ever-enrolled count will always be larger than the audit count.

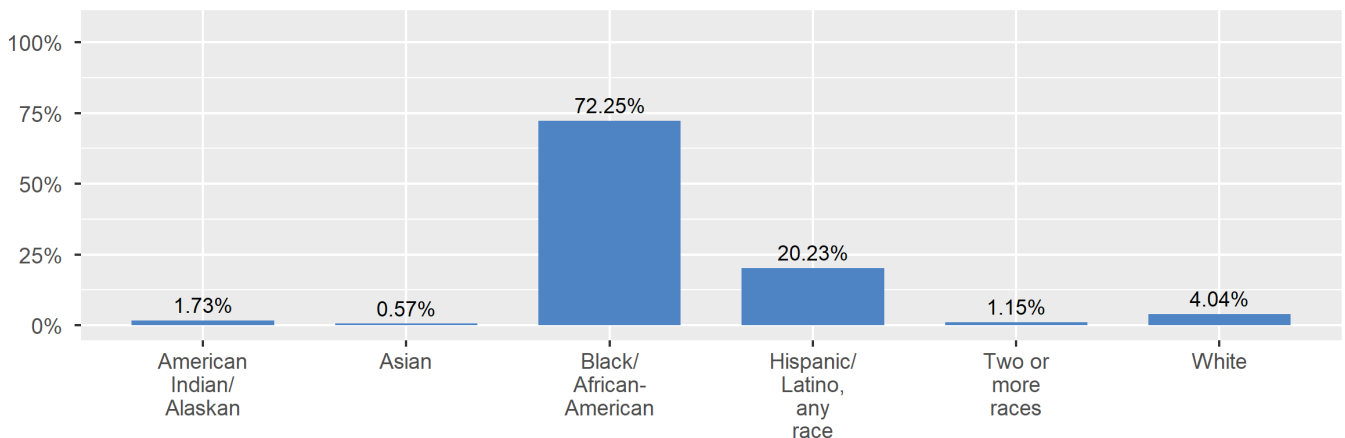
2020-21 Ever-Enrolled by Grade Level

PK3	PK4	KG	Grade 01	Grade 02
38	44	49	17	25

Enrollment by Student Group



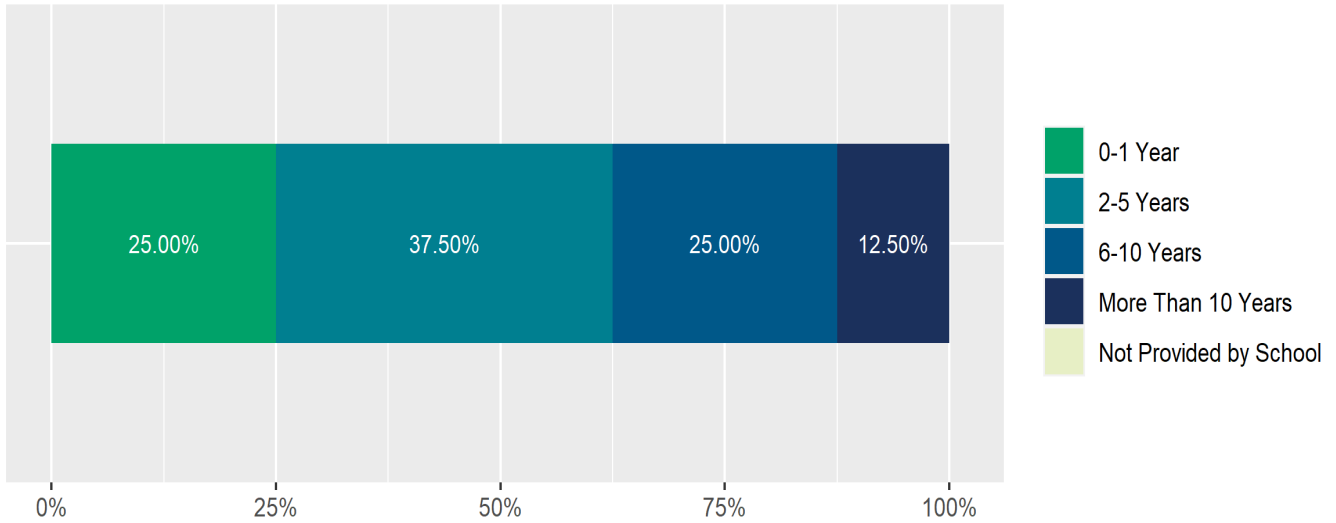
Enrollment by Race/Ethnicity



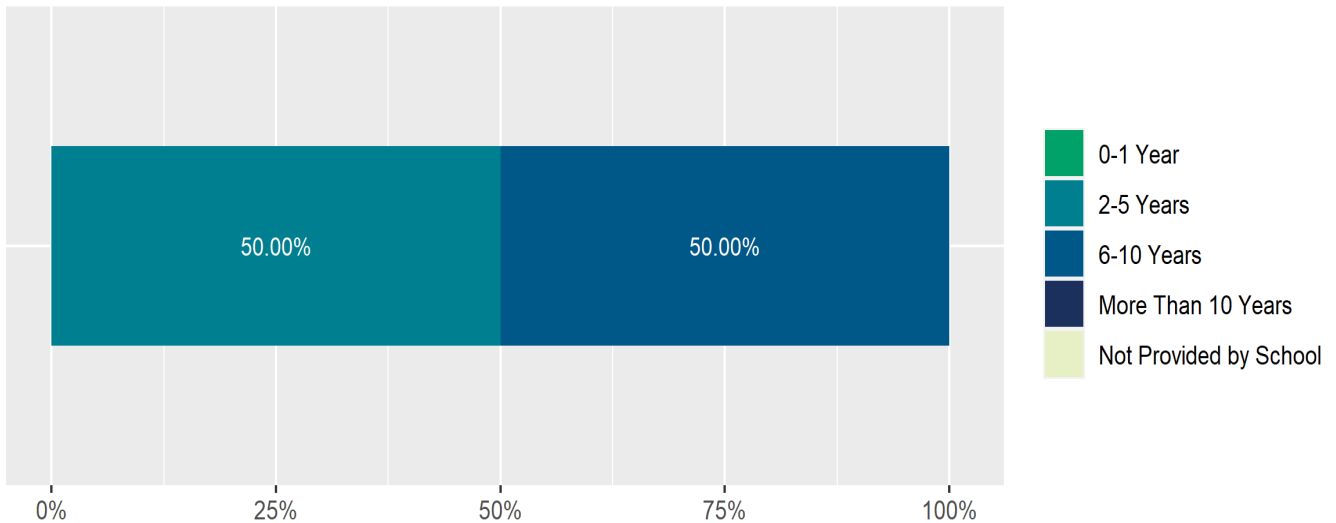
Teacher and School Leader Data

This page includes information about teacher experience levels in DC Public Schools and public charter schools. For DC Public Schools, it also includes information about credentialed and in-field teachers.

Teacher - Years of Experience



School Leader - Years of Experience



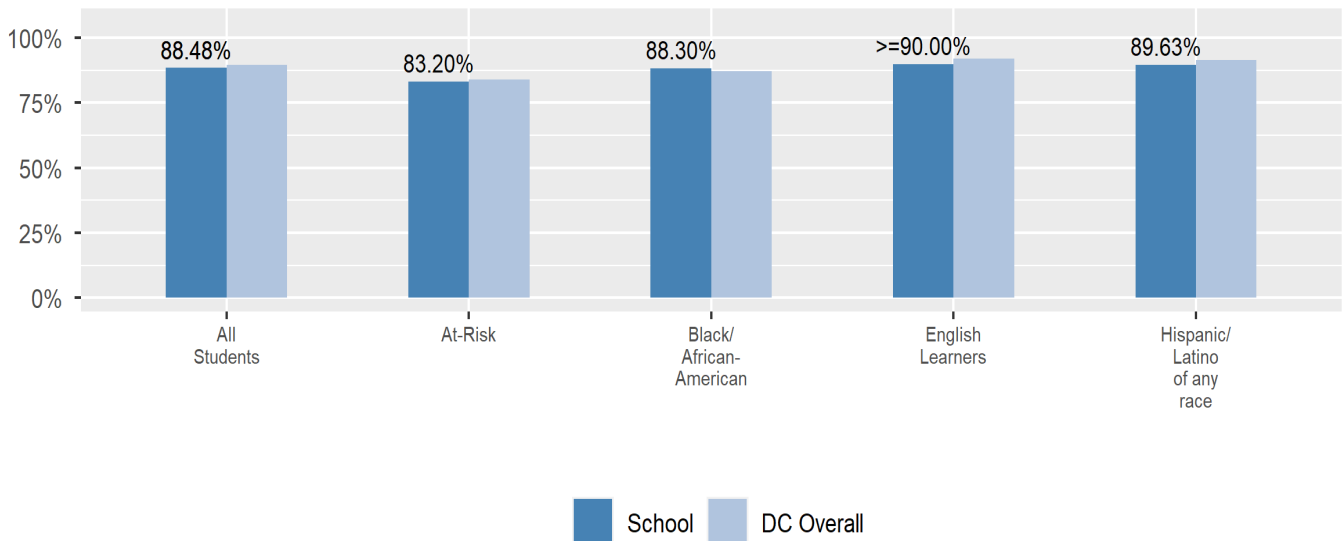
School Safety and Discipline

Information about discipline and school safety in DC, in accordance with the U.S. Department of Education's Civil Rights Data collection, including suspensions and expulsions for students, school related arrests, reported incidents of violence, bullying, and harassment are available in the OSSE Discipline report and data files (<https://osse.dc.gov/page/data-and-reports-0>).

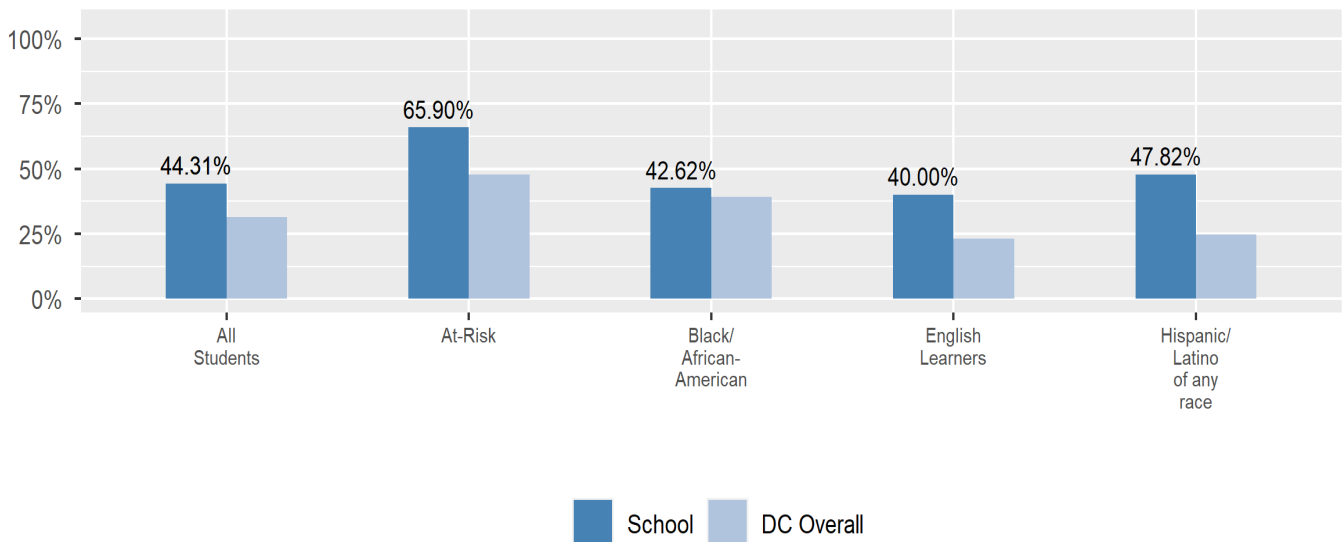
Attendance

Review information on attendance below, including in-seat attendance for all students (there is a separate measure of attendance for pre-K students, since pre-K is not compulsory), and the percentage of students chronically absent, meaning that they miss at least 10% of the school days for which they are enrolled throughout the school year at the school. Note: Due to variations in schools schedules, attendance data may have been collected differently by schools on synchronous and asynchronous learning days. As a result attendance data is unique to this school year and not necessarily comparable to prior years.

In-Seat Attendance

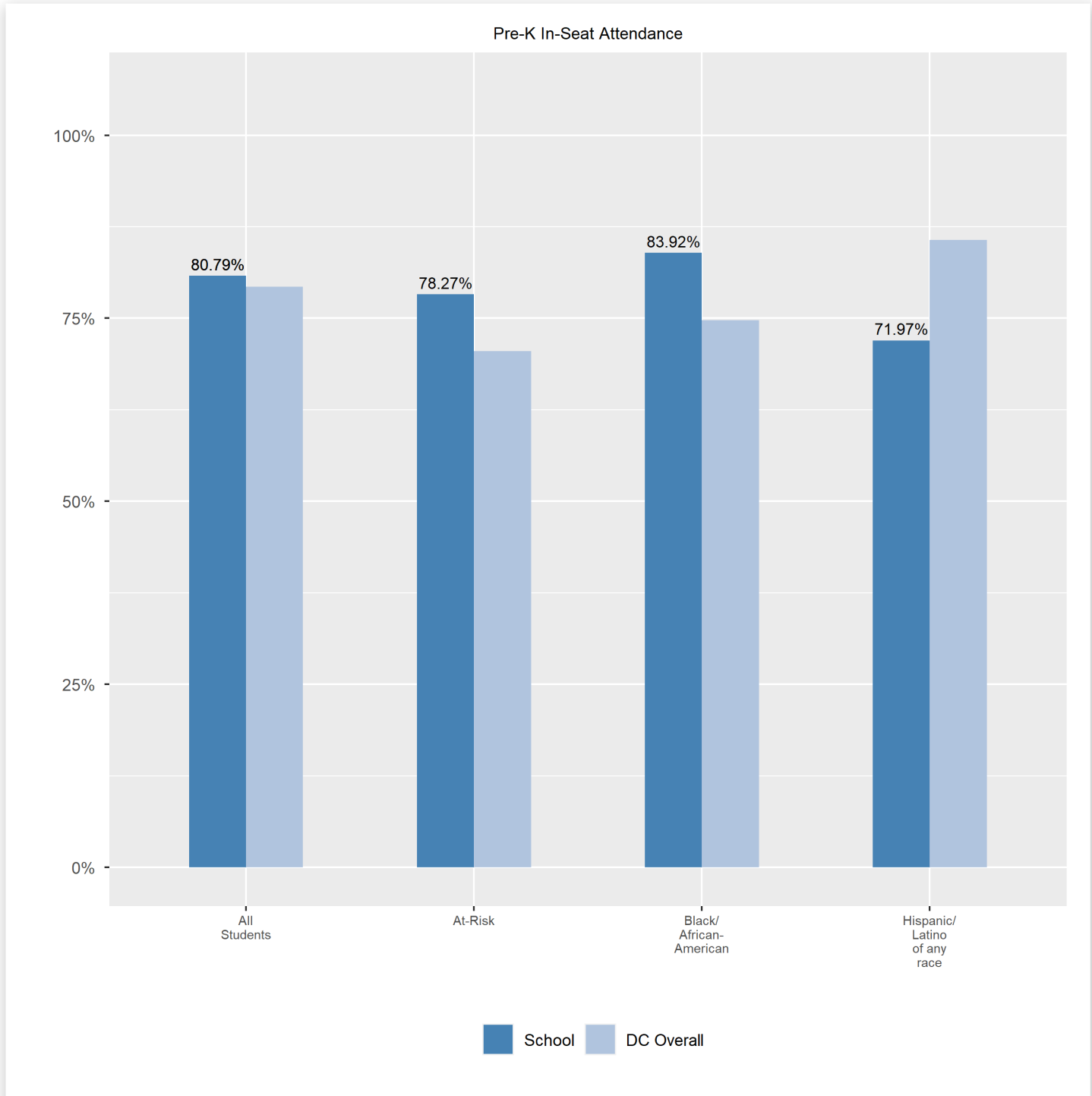


Chronic Absenteeism



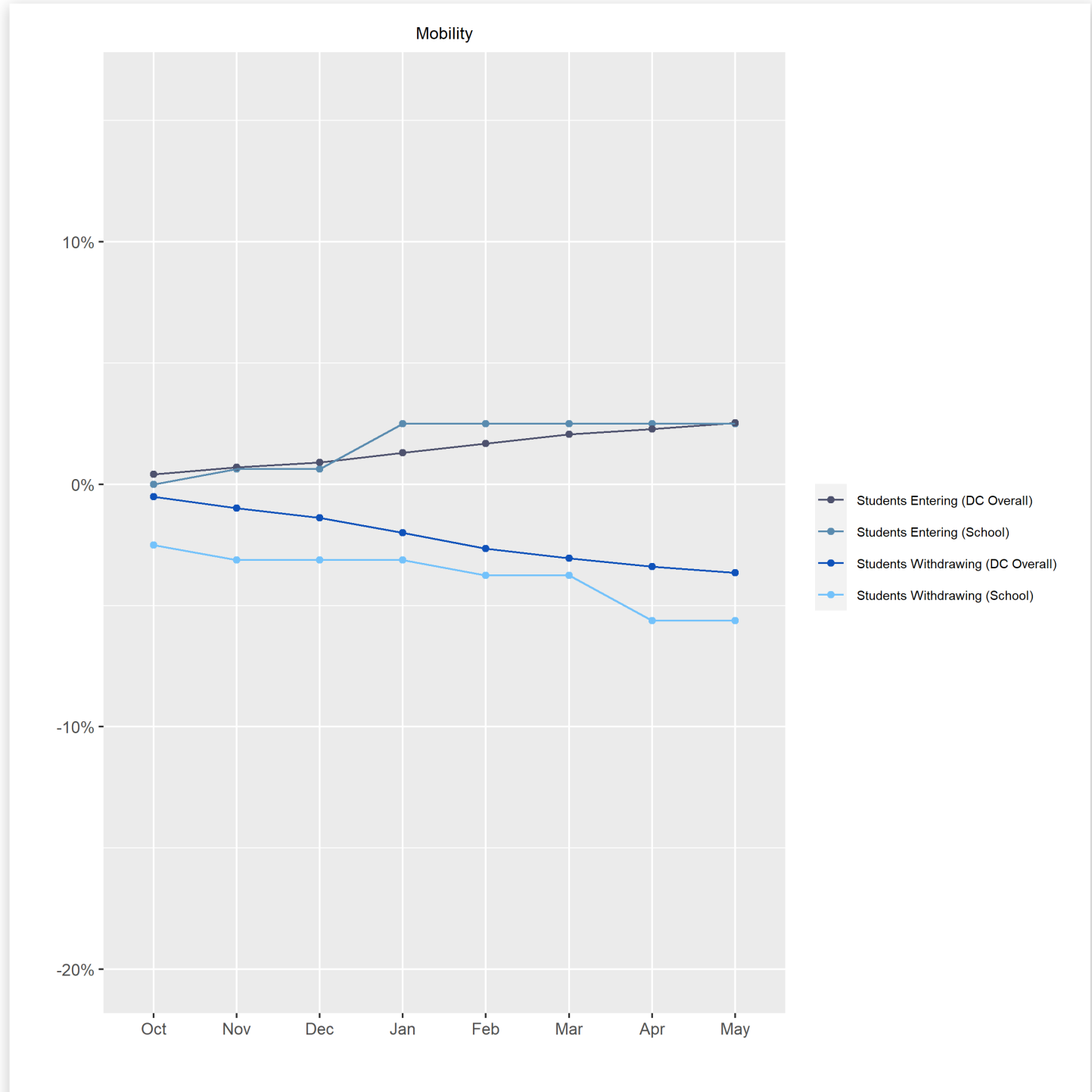
Pre-K In-Seat Attendance

Review information on attendance at the school. This includes in-seat attendance for all students (including a separate measure of attendance for pre-K students, since pre-K is not compulsory), the percentage of students chronically absent, meaning that they miss at least 10% of the school days for which they are enrolled throughout the school year at the school.



Student Enrollment Changes

Explore information on how much the population at the school changes throughout the year or from year to year. It shows information about changes in enrollment, including whether students leave or enter the school mid-year, and whether eligible students choose to re-enroll in the school.



Finance

Per-pupil expenditures represent the average amount of money spent on educating each student. In other words, this value represents the total amount of actual school expenditures divided by the number of students in the school.

2021 Per-pupil Expenditures

Per-pupil expenditure amount is calculated by dividing the total school expenditures by the October enrollment audit count of public school students.

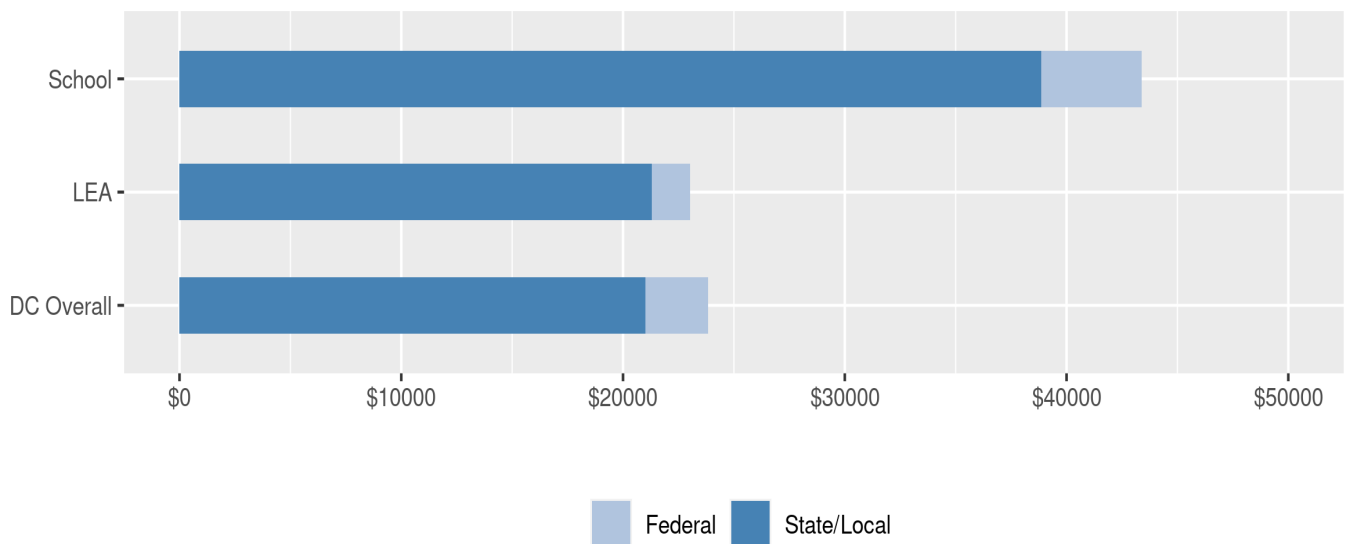
Per-pupil: \$43,396

October Enrollment Audit Count: 160

Per-pupil Expenditures by Funding Source

Details are provided about the funding sources for per-pupil expenditures. State/local sources represent revenue received directly from DC, including local grants and per-pupil funding. Federal sources include federal revenue, such as Title I funds and IDEA funding. Per-pupil expenditures are displayed compared to the LEA and DC average.

Per-pupil Expenditures by Funding Source

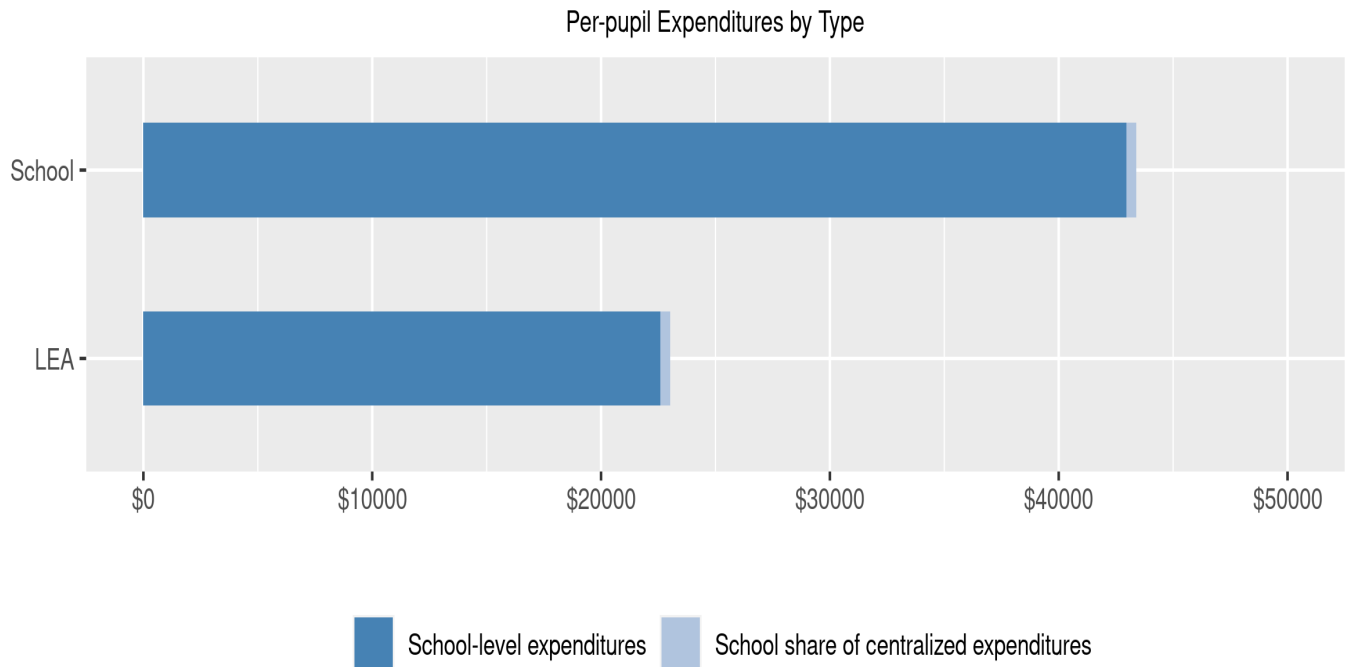


	State/Local	Federal	Total
School	\$38,852 89.53%	\$4,544 10.47%	\$43,396
LEA	\$21,307 92.56%	\$1,712 7.44%	\$23,019
DC Overall	\$21,002 88.14%	\$2,827 11.86%	\$23,828

Rocketship PCS - Infinity Community Prep

Finance (cont.) - Per-pupil Expenditures by Type

Details are provided about the distribution of expenditures between school-level and centralized. School-level expenditures include spending on teacher and administrative salaries, books, supplies, and business costs. Centralized expenditures include the portion of spending at the LEA's central office that are allocated to the school. (Note: LEAs with only one school site do not report separate centralized expenditures)



	School-level expenditures	School share of centralized expenditures	Total
School	\$42,960 99%	\$435 1%	\$43,396
State/Local	\$38,416	\$435	
Federal	\$4,544	\$0	
LEA	\$22,580 98.09%	\$439 1.91%	\$23,019
State/Local	\$20,868	\$439	
Federal	\$1,712	\$0	