

Message from the School

The Children's Guild Public Charter School uses Transformation Education to offer uniquely designed individualized instruction to meet the need of all students. Our program offerings vary from tiered support for special education students to rigorous college prep for the accelerated student.



📍 2146 24TH PLACE NE, Washington, DC 20018

🏠 Ward 5

☎ (202) 774-5442

School Instructional Hours

Monday: 08:30AM - 03:30PM

Tuesday: 08:30AM - 03:30PM

Wednesday: 08:30AM - 01:00PM

Thursday: 08:30AM - 03:30PM

Friday: 08:30AM - 03:30PM

Total Students (2020-21 Ever-Enrolled): 283

Total Teachers: 34

Total School Leaders: 2

Grades Served: KG, 1, 2, 3, 4, 5, 6, 7, 8

Principal: Bryan Daniels

Title-I Status: Yes

Local Education Agency (LEA): The Children's Guild DC PCS

School Uniforms Required: Yes

Bus Line(s): B2

Metro Line(s): Rhode Island Ave Metro

Before Care Offered: No

After Care Offered: No

School Program Information

Arts Integration

Interscholastic Sports

Restorative Justice Program

Parent Organization

Parent Organization

Offered: No

Extracurricular & Enrichment Activities

Interscholastic Basketball

Cheerleading

Cooking

Science Club

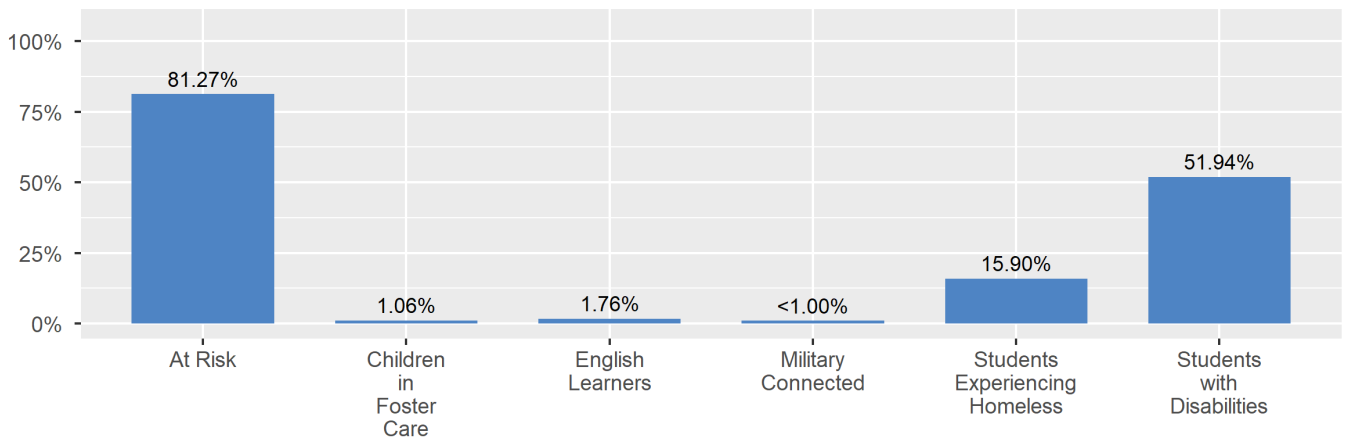
School Enrollment

The ever-enrolled count is the total number of students who are enrolled at any point during the school year; a student who attends a school for one day or 180 days is counted the same way. For this reason, the ever-enrolled count will always be larger than the audit count.

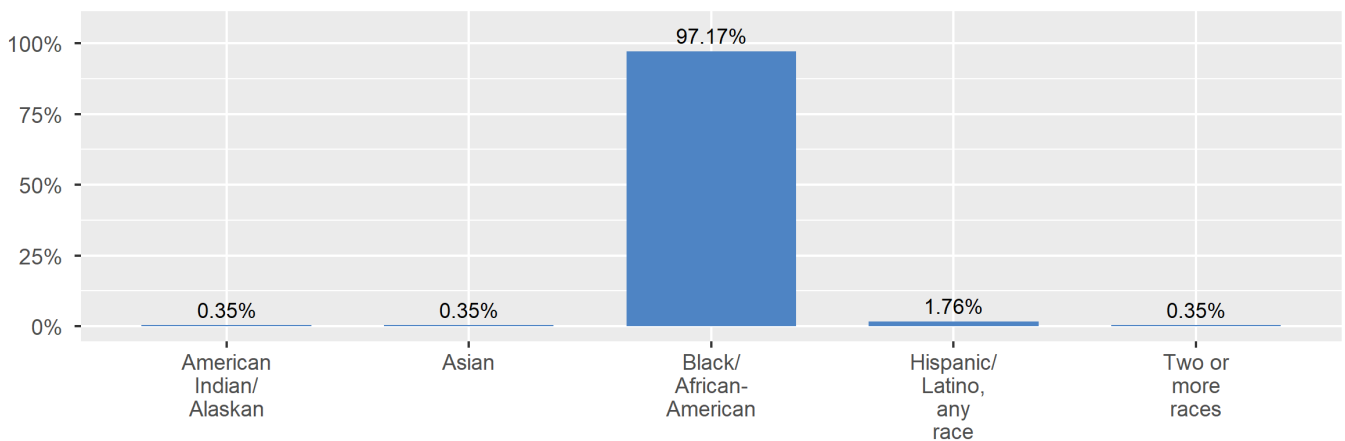
2020-21 Ever-Enrolled by Grade Level

KG	Grade 01	Grade 02	Grade 03	Grade 04
11	16	15	29	22
Grade 05	Grade 06	Grade 07	Grade 08	
34	30	60	66	

Enrollment by Student Group



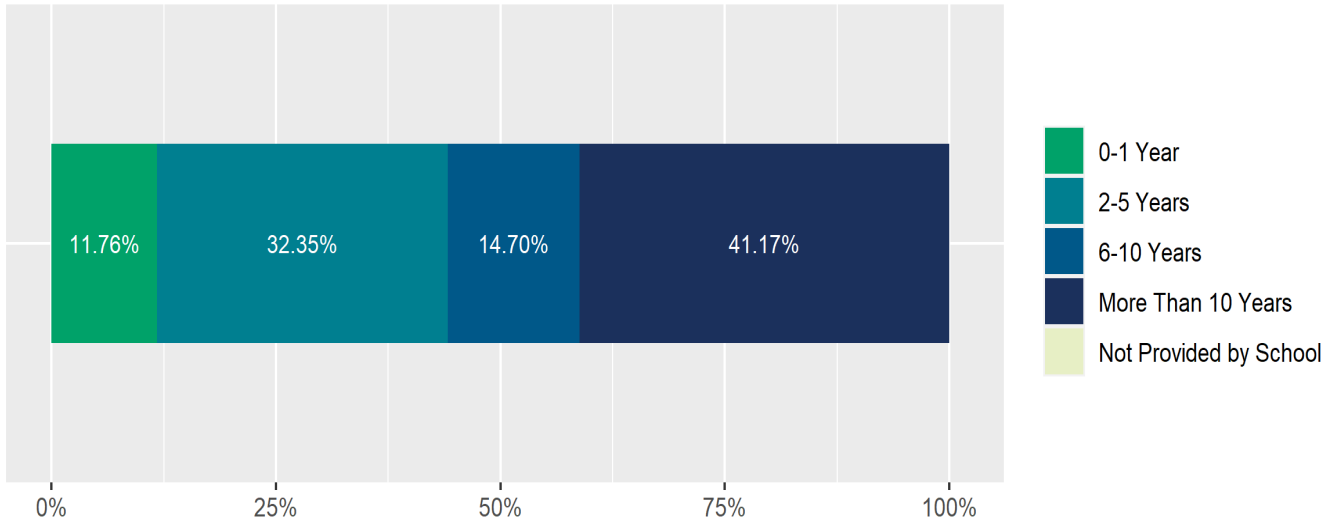
Enrollment by Race/Ethnicity



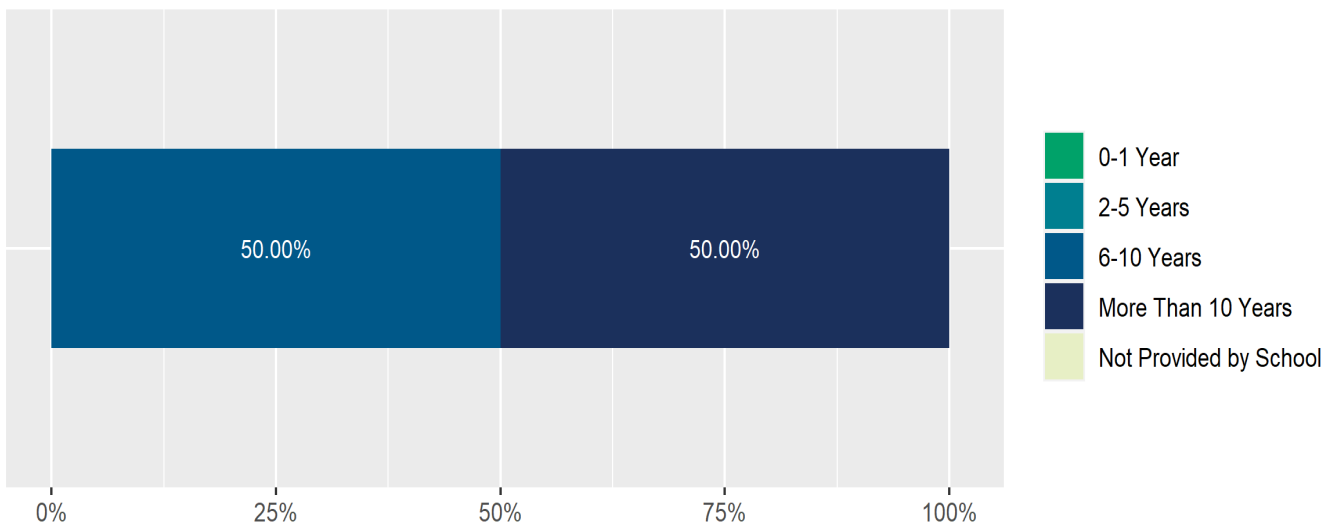
Teacher and School Leader Data

This page includes information about teacher experience levels in DC Public Schools and public charter schools. For DC Public Schools, it also includes information about credentialed and in-field teachers.

Teacher - Years of Experience



School Leader - Years of Experience



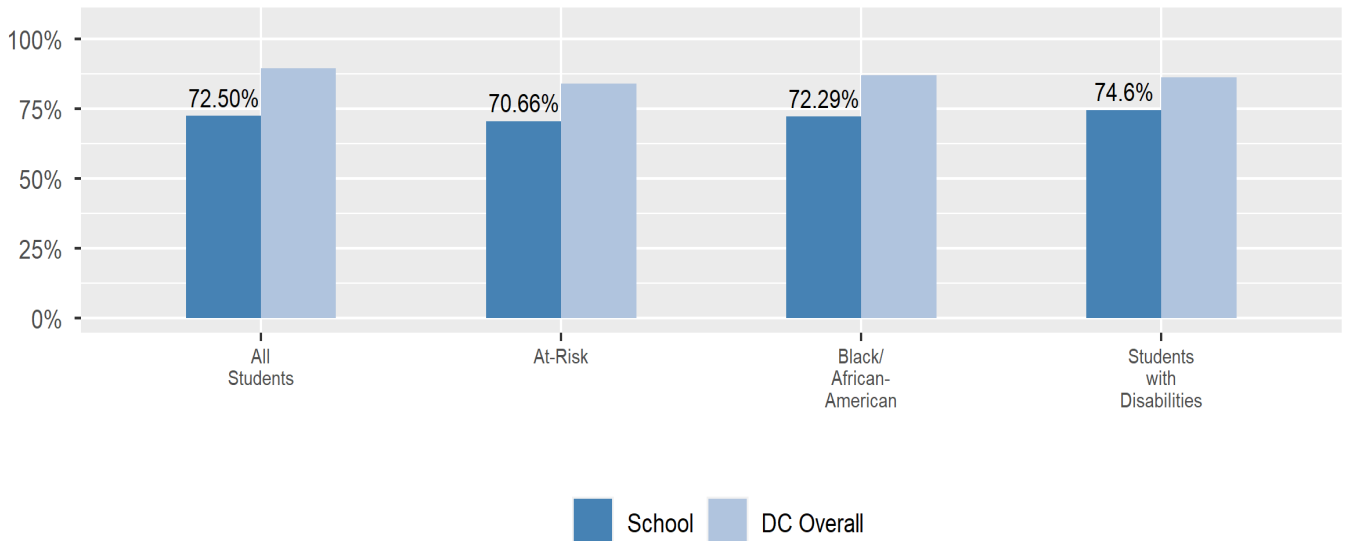
School Safety and Discipline

Information about discipline and school safety in DC, in accordance with the U.S. Department of Education's Civil Rights Data collection, including suspensions and expulsions for students, school related arrests, reported incidents of violence, bullying, and harassment are available in the OSSE Discipline report and data files (<https://osse.dc.gov/page/data-and-reports-0>).

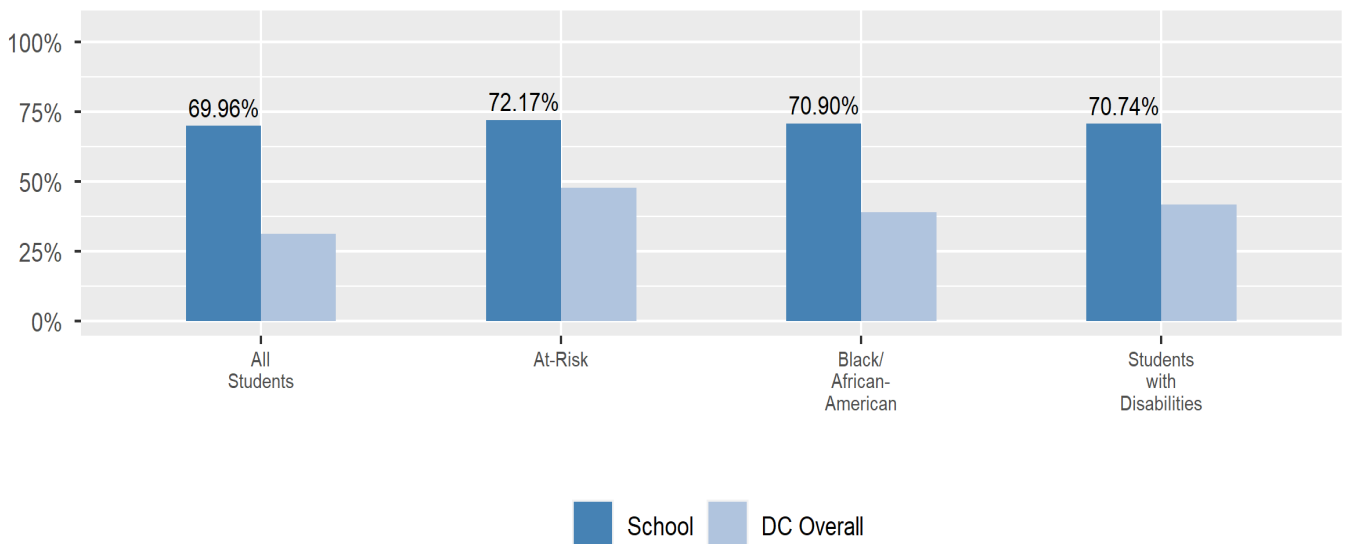
Attendance

Review information on attendance below, including in-seat attendance for all students (there is a separate measure of attendance for pre-K students, since pre-K is not compulsory), and the percentage of students chronically absent, meaning that they miss at least 10% of the school days for which they are enrolled throughout the school year at the school. Note: Due to variations in schools schedules, attendance data may have been collected differently by schools on synchronous and asynchronous learning days. As a result attendance data is unique to this school year and not necessarily comparable to prior years.

In-Seat Attendance

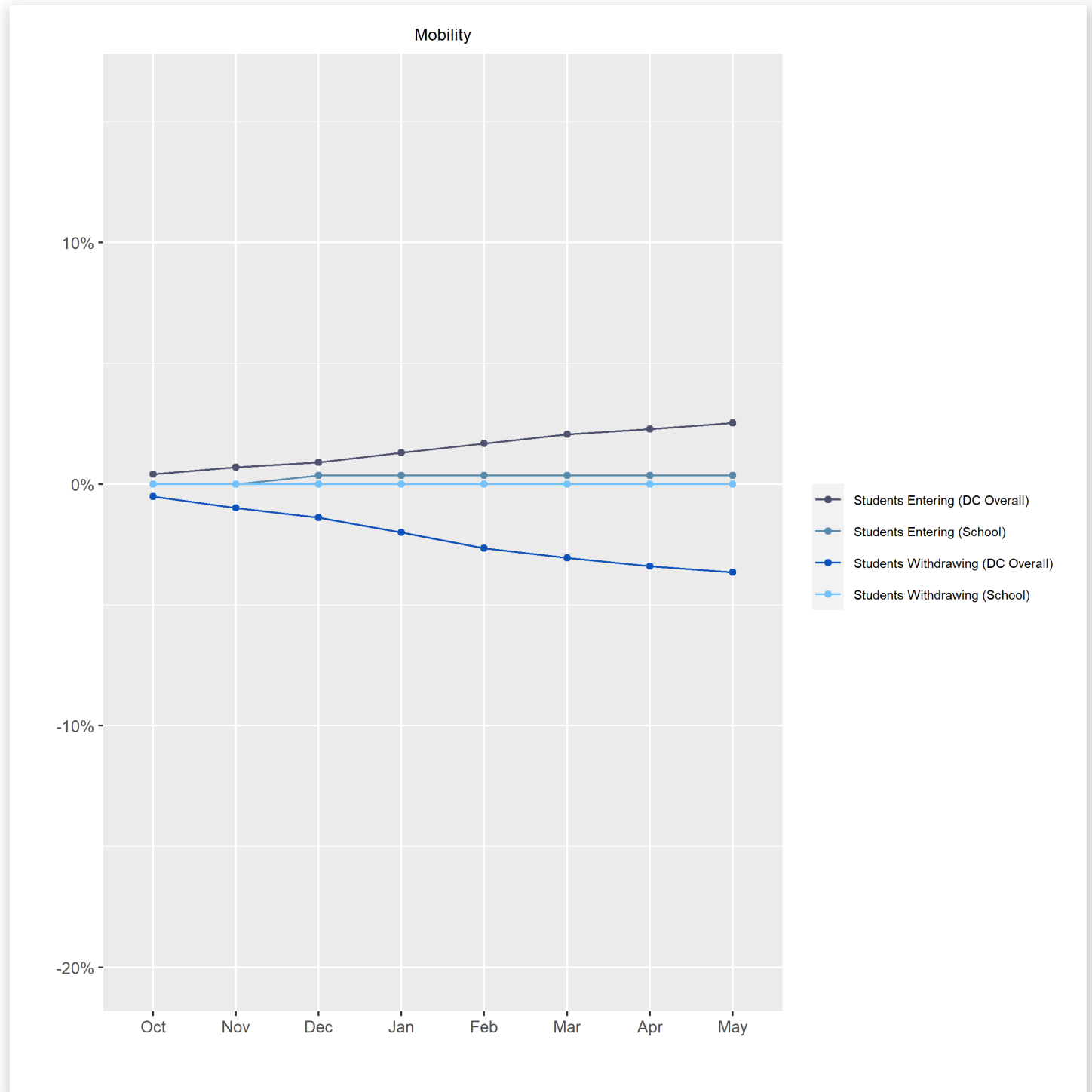


Chronic Absenteeism



Student Enrollment Changes

Explore information on how much the population at the school changes throughout the year or from year to year. It shows information about changes in enrollment, including whether students leave or enter the school mid-year, and whether eligible students choose to re-enroll in the school.



Finance

Per-pupil expenditures represent the average amount of money spent on educating each student. In other words, this value represents the total amount of actual school expenditures divided by the number of students in the school.

2021 Per-pupil Expenditures

Per-pupil expenditure amount is calculated by dividing the total school expenditures by the October enrollment audit count of public school students.

Per-pupil: \$37,916

October Enrollment Audit Count: 281

Total School Expenditures: \$10,654,447

Total Excluded Expenditures: \$3,000

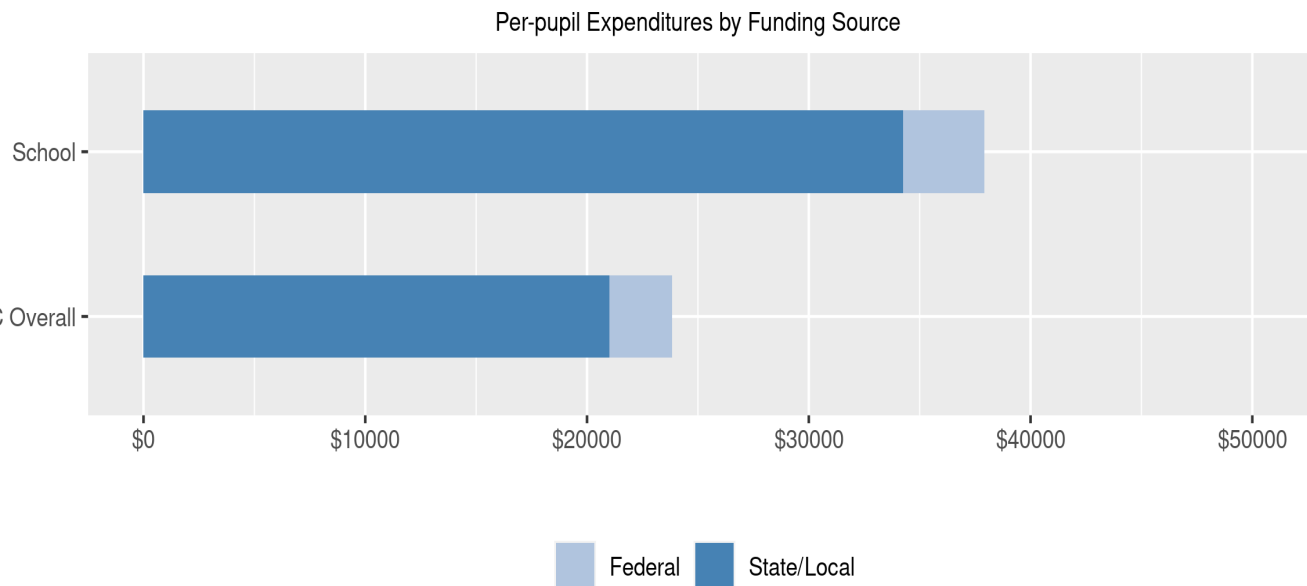
Excluded expenditures include: debt service, capital expenditures, construction and capital improvements, community service operations, and expenditures sourced from private funds (such as parent fees and corporate or charitable donations.) These are not included in the per-pupil expenditure calculation because they are considered outside of the day-to-day operation of the school.

2021 Total Expenditures \$10,657,447

The sum of total school and excluded expenditures is the total amount of money the LEA spent for the fiscal year.

Per-pupil Expenditures by Funding Source

Details are provided about the funding sources for per-pupil expenditures. State/local sources represent revenue received directly from DC, including local grants and per-pupil funding. Federal sources include federal revenue, such as Title I funds and IDEA funding. Per-pupil expenditures are displayed compared to the LEA and DC average.



	State/Local	Federal	Total
School	\$34,246 90.32%	\$3,670 9.68%	\$37,916
DC Overall	\$21,002 88.14%	\$2,827 11.86%	\$23,828