

Message from the School

Monument Academy, a weekday boarding middle school, serves students who have experienced significant adversity, including involvement or risk of involvement in child welfare, homelessness, abuse, neglect, and loss. We prepare our students for post-secondary education, a career, and independent living by integrating academics, social and emotional well-being services, life skills, and stability to personalize supports for students.



500 19TH STREET NE, Washington, DC 20002

Ward 6

(202) 545-3180

School Instructional Hours

Monday: 08:45AM - 05:30PM

Tuesday: 08:45AM - 05:30PM

Wednesday: 08:45AM - 05:30PM

Thursday: 08:45AM - 05:30PM

Friday: 08:45AM - 01:15PM

Total Students (2021-22 Ever-Enrolled): 101

Total Teachers: 20

Total School Leaders: 6

Grades Served: 5, 6, 7, 8

Principal: Ashley DeCruise

Title-I Status: Yes

Local Education Agency (LEA): Monument Academy PCS

School Uniforms Required: Yes

Bus Line(s): X2

Metro Line(s): Stadium-Armory

Before Care Offered: No

After Care Offered: No

School Program Information

Extended day

School Garden

Parent Organization

Parent Organization Offered: Yes

Parent Organization Contact: Baltimore Sharisse
(sharisse.baltimore@mapcsdc.org)

Parent Organization Website: Not Provided

Extracurricular & Enrichment Activities

Basketball	Chess Club
Football	Robotics
Volleyball	Chef Team
Track	Dance
Swimming	Financial Literacy
Golf	3D Printing
Band	Gardening
Girl Scouts	Drama
Journalism	Student Government

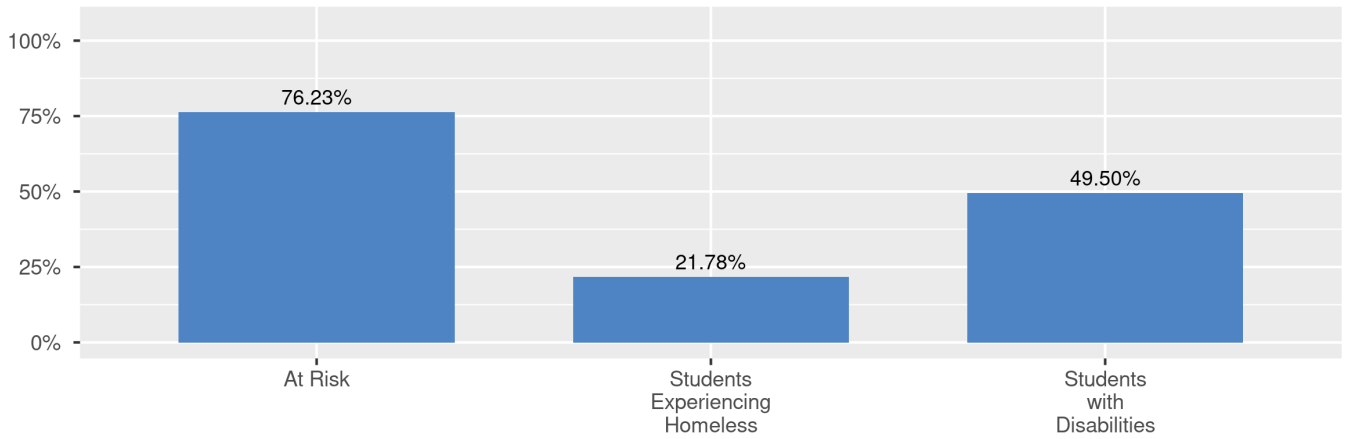
School Enrollment

The ever-enrolled count is the total number of students who are enrolled at any point during the school year; a student who attends a school for one day or 180 days is counted the same way. For this reason, the ever-enrolled count will always be larger than the audit count.

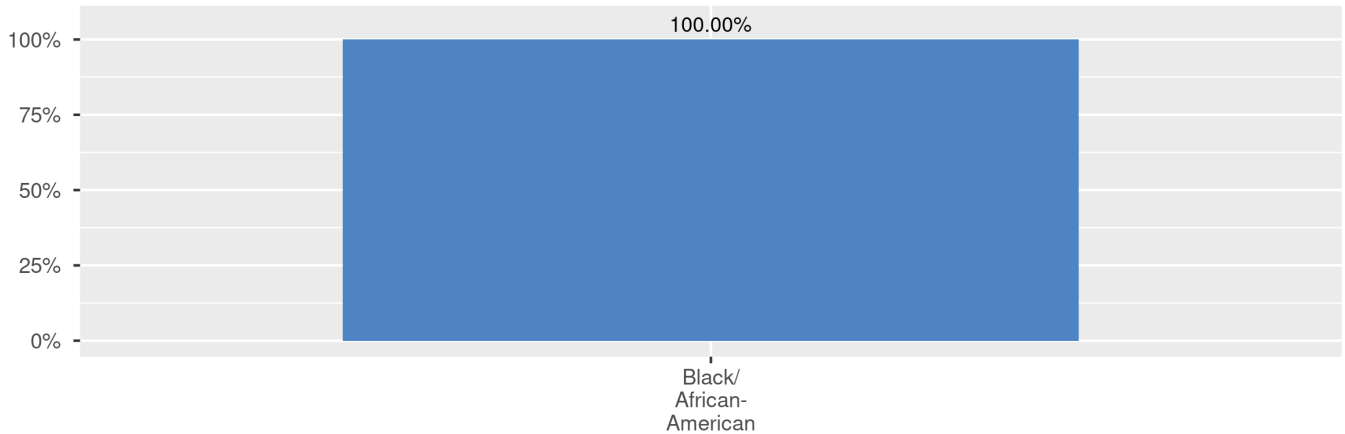
2020-21 Ever-Enrolled by Grade Level

Grade 05	Grade 06	Grade 07	Grade 08
7	18	36	40

Enrollment by Student Group



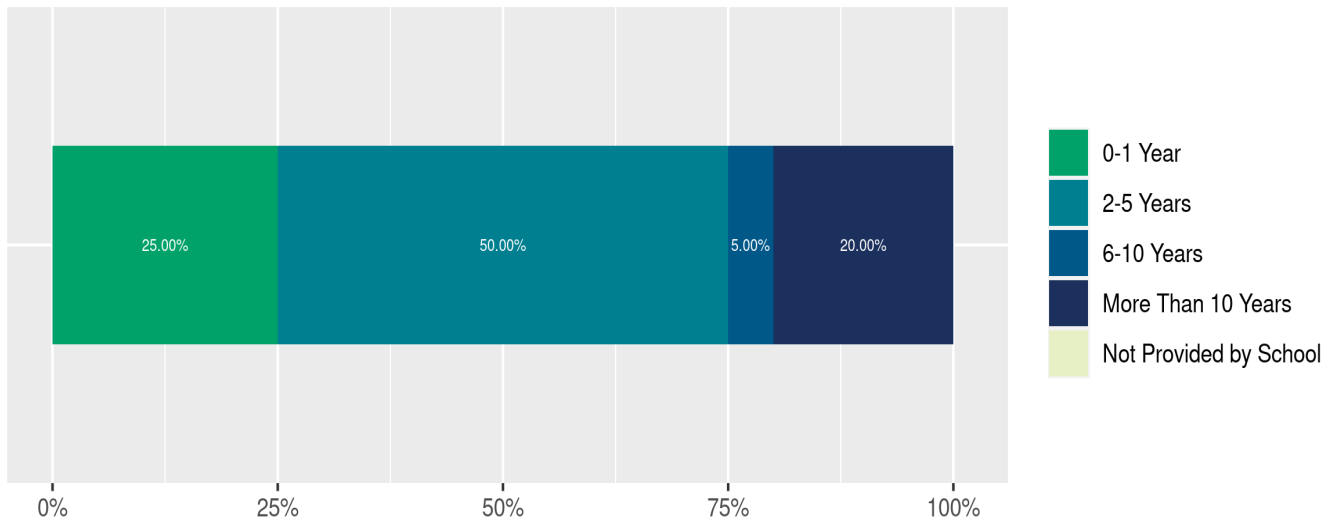
Enrollment by Race/Ethnicity



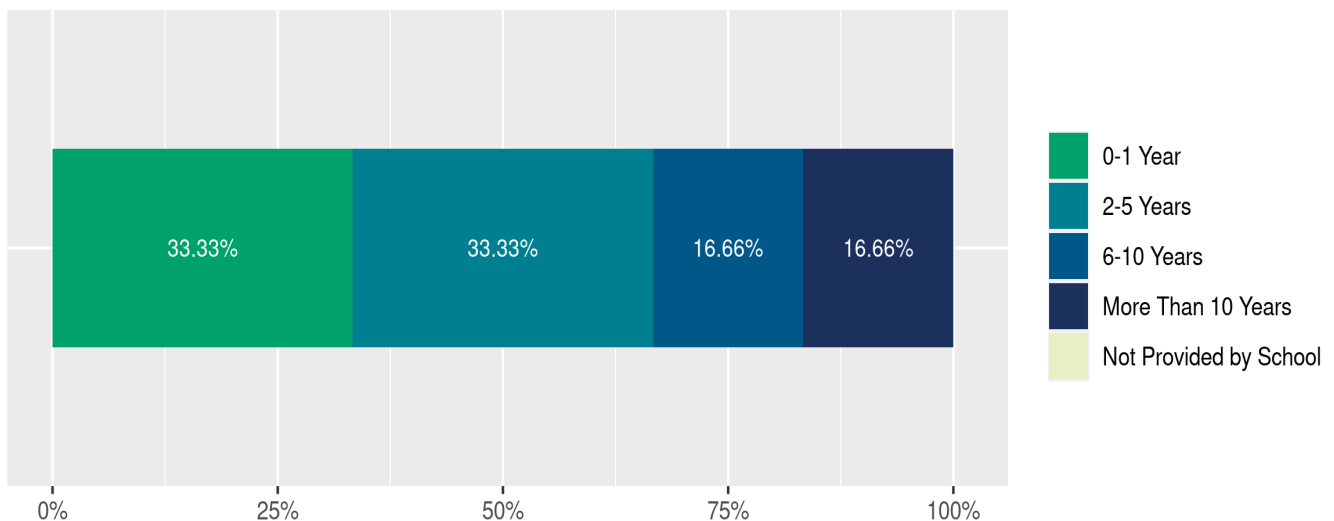
Teacher and School Leader Data

This page includes information about teacher experience levels in DC Public Schools and public charter schools. For DC Public Schools, it also includes information about credentialed and in-field teachers.

Teacher - Years of Experience



School Leader - Years of Experience



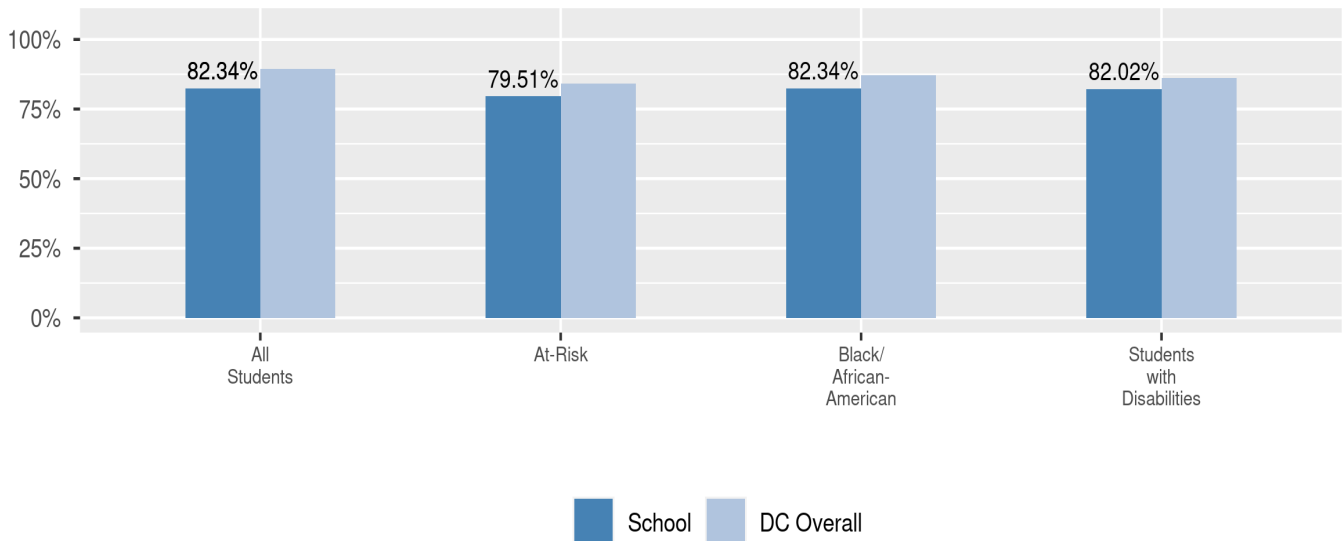
School Safety and Discipline

Information about discipline and school safety in DC, in accordance with the U.S. Department of Education's Civil Rights Data collection, including suspensions and expulsions for students, school related arrests, reported incidents of violence, bullying, and harassment are available in the OSSE Discipline report and data files (<https://osse.dc.gov/page/data-and-reports-0>).

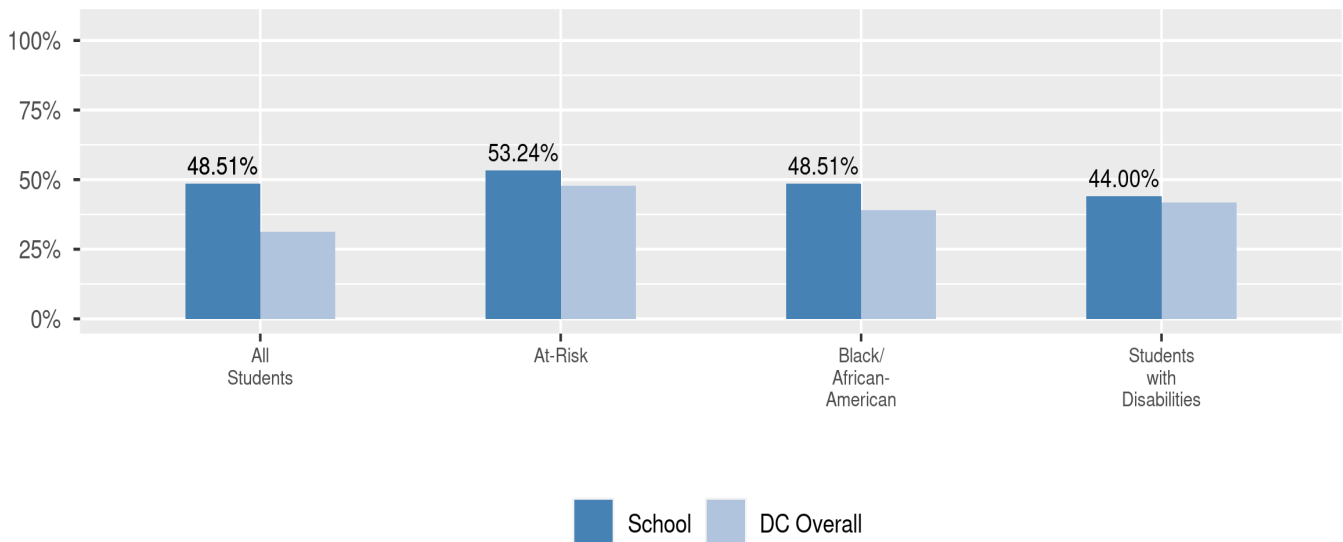
Attendance

Review information on attendance below, including in-seat attendance for all students (there is a separate measure of attendance for pre-K students, since pre-K is not compulsory), and the percentage of students chronically absent, meaning that they miss at least 10% of the school days for which they are enrolled throughout the school year at the school. Note: Due to variations in schools schedules, attendance data may have been collected differently by schools on synchronous and asynchronous learning days. As a result attendance data is unique to this school year and not necessarily comparable to prior years.

In-Seat Attendance

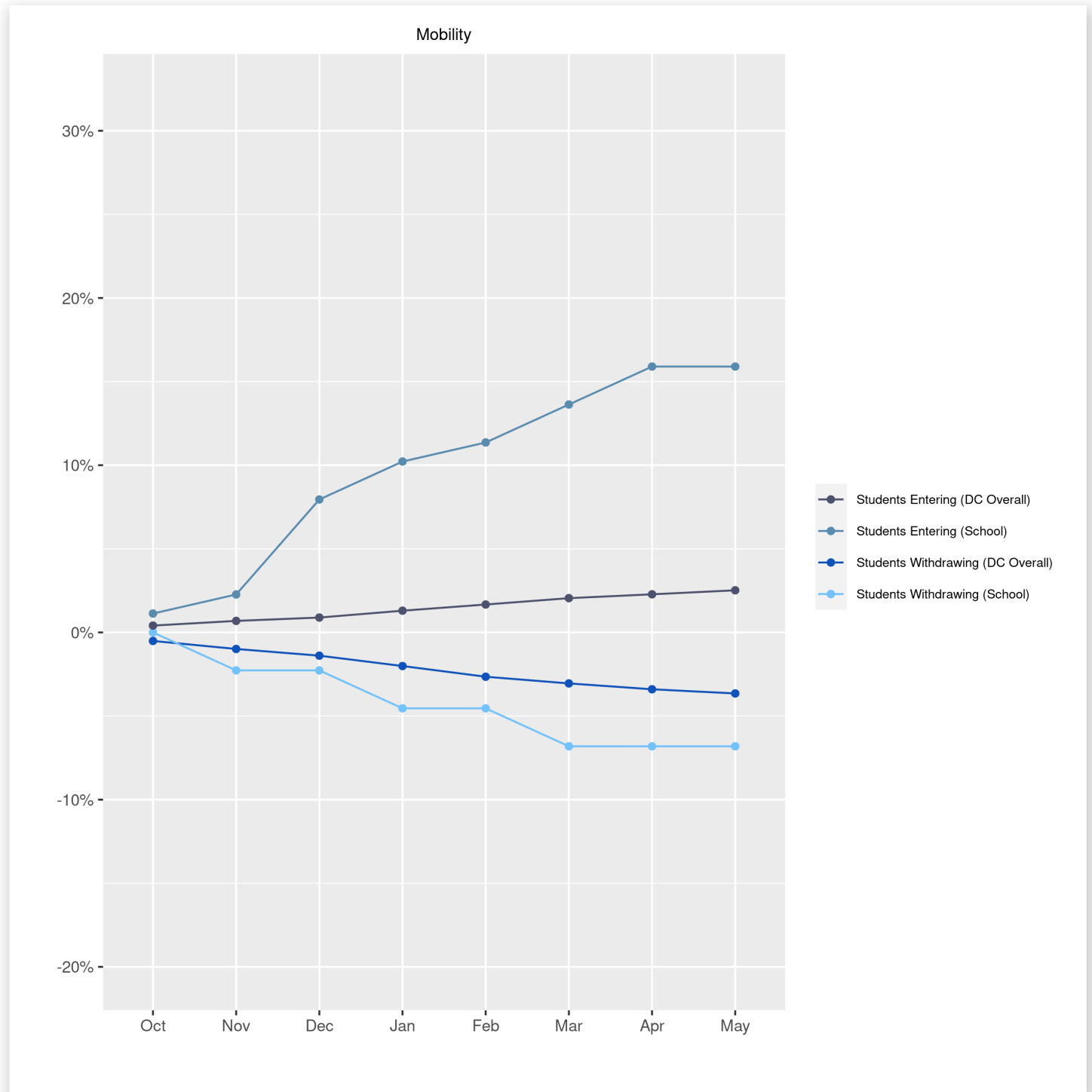


Chronic Absenteeism



Student Enrollment Changes

Explore information on how much the population at the school changes throughout the year or from year to year. It shows information about changes in enrollment, including whether students leave or enter the school mid-year, and whether eligible students choose to re-enroll in the school.



Finance

Per-pupil expenditures represent the average amount of money spent on educating each student. In other words, this value represents the total amount of actual school expenditures divided by the number of students in the school.

2021 Per-pupil Expenditures

Per-pupil expenditure amount is calculated by dividing the total school expenditures by the October enrollment audit count of public school students.

Per-pupil: \$100,178

October Enrollment Audit Count: 88

Total School Expenditures: \$8,815,689

Total Excluded Expenditures: \$1,289,410

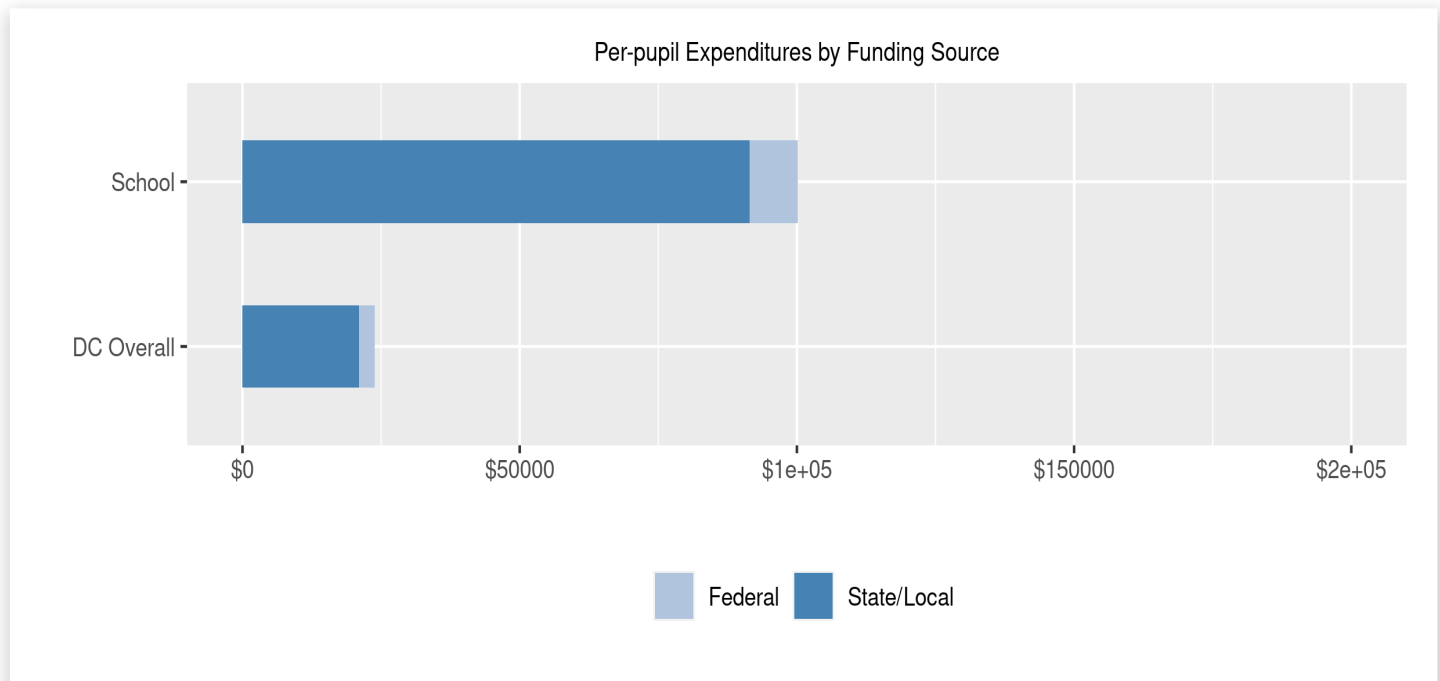
Excluded expenditures include: debt service, capital expenditures, construction and capital improvements, community service operations, and expenditures sourced from private funds (such as parent fees and corporate or charitable donations.) These are not included in the per-pupil expenditure calculation because they are considered outside of the day-to-day operation of the school.

2021 Total Expenditures \$10,105,099

The sum of total school and excluded expenditures is the total amount of money the LEA spent for the fiscal year.

Per-pupil Expenditures by Funding Source

Details are provided about the funding sources for per-pupil expenditures. State/local sources represent revenue received directly from DC, including local grants and per-pupil funding. Federal sources include federal revenue, such as Title I funds and IDEA funding. Per-pupil expenditures are displayed compared to the LEA and DC average.



	State/Local	Federal	Total
School	\$91,509 91.35%	\$8,669 8.65%	\$100,178
DC Overall	\$21,002 88.14%	\$2,827 11.86%	\$23,828