


Message from the School

The LAYC Career Academy is an innovative school that provides students with college courses, career preparation in the healthcare and information technology fields, and a rigorous and flexible GED program. residents ages 16 to 24 can receive free education and training, internship, and career or college placement.



3224 16TH STREET NW, Washington, DC 20010
Ward 1
(202) 319-2228

School Instructional Hours

Monday: 09:00AM - 03:00PM
Tuesday: 09:00AM - 03:00PM
Wednesday: 09:00AM - 03:00PM
Thursday: 09:00AM - 03:00PM
Friday: 09:00AM - 03:00PM

Total Students (2020-21 Ever-Enrolled): 150

Total Teachers: 7

Total School Leaders: 4

Grades Served: Adult

Principal: Jacqueline Fernandez-Romero

Title-I Status: No

Local Education Agency (LEA): LAYC Career Academy PCS

School Uniforms Required: Yes

Bus Line(s): S1, S2, S3, S4, S9, H2, H4, H8, 42, 52, 54, DC Circulator

Metro Line(s): Columbia Heights

Before Care Offered: No

After Care Offered: No

School Program Information

Career and Technical Education
Dual College Enrollment
Restorative Justice Program

Parent Organization

Parent Organization Offered: No

Extracurricular & Enrichment Activities

Community Days	Educational Field trips
Computer Science	Basketball
Advocacy	Fitness Class
STEM	Magic club
College Tours	Chess club
Career panels	Student gov't

School Enrollment

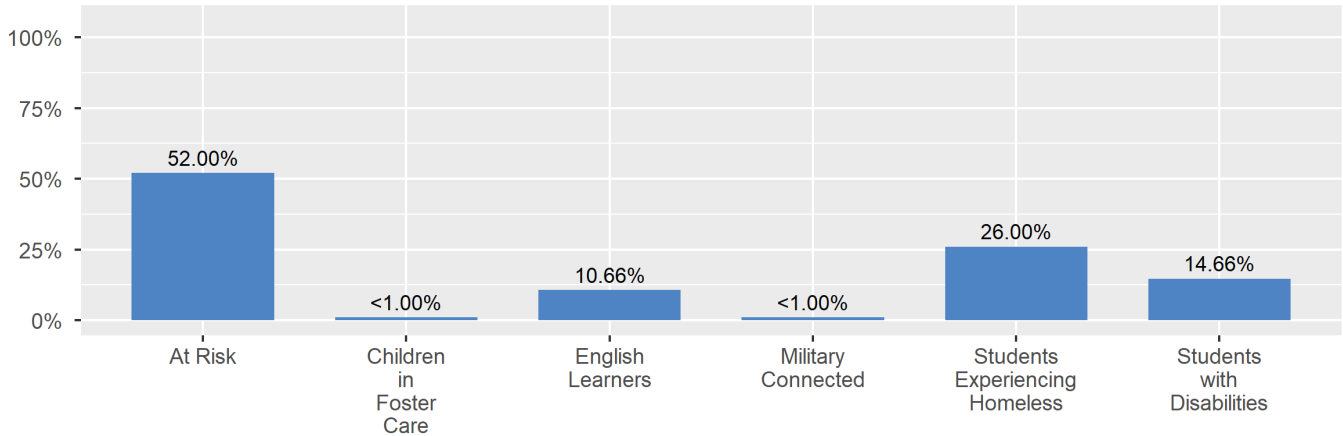
The ever-enrolled count is the total number of students who are enrolled at any point during the school year; a student who attends a school for one day or 180 days is counted the same way. For this reason, the ever-enrolled count will always be larger than the audit count.

2020-21 Ever-Enrolled by Grade Level

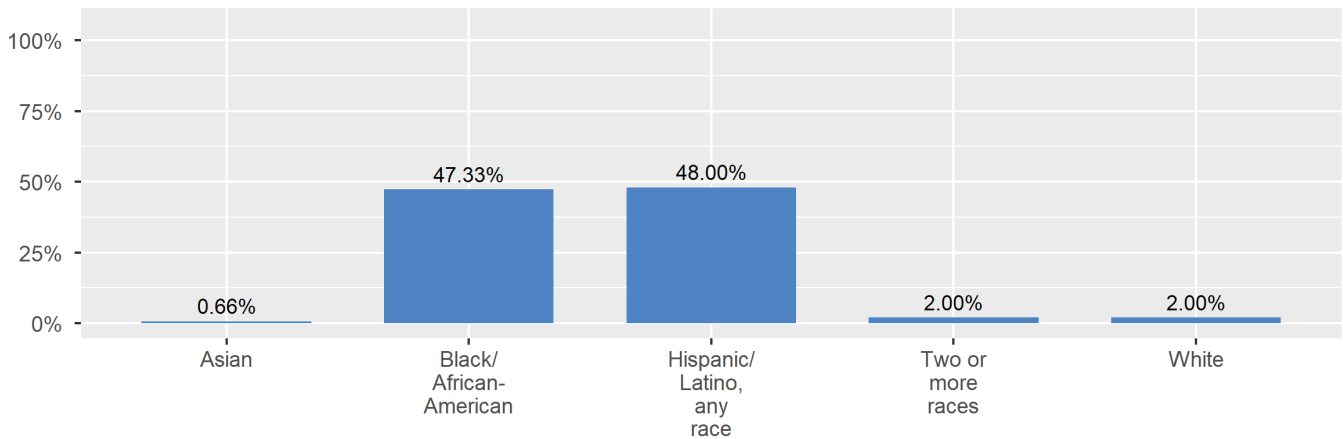
Adult

150

Enrollment by Student Group



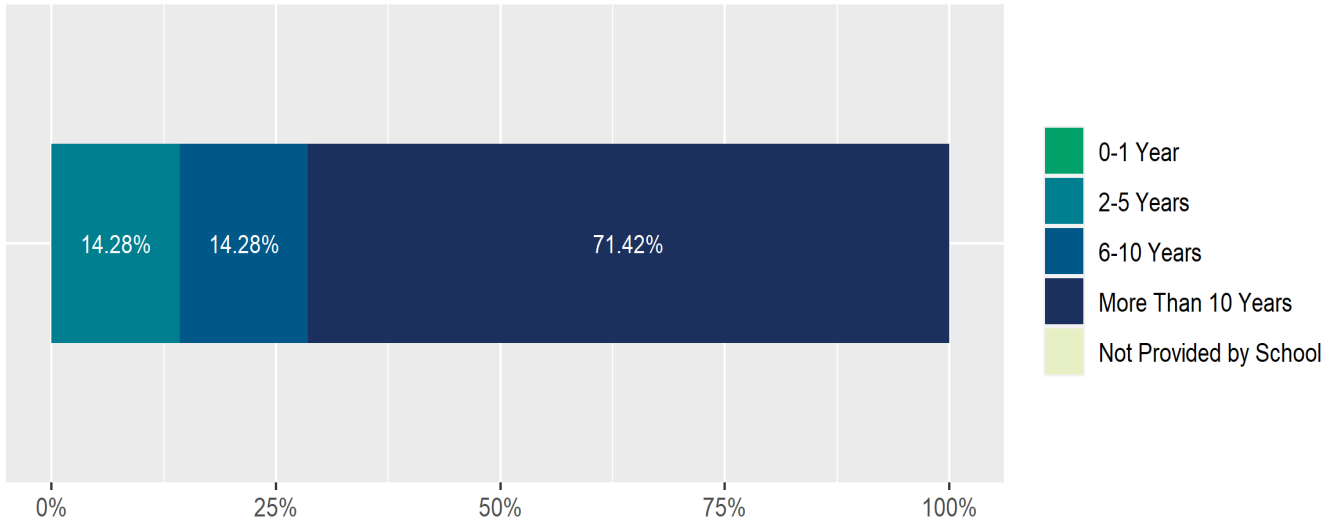
Enrollment by Race/Ethnicity



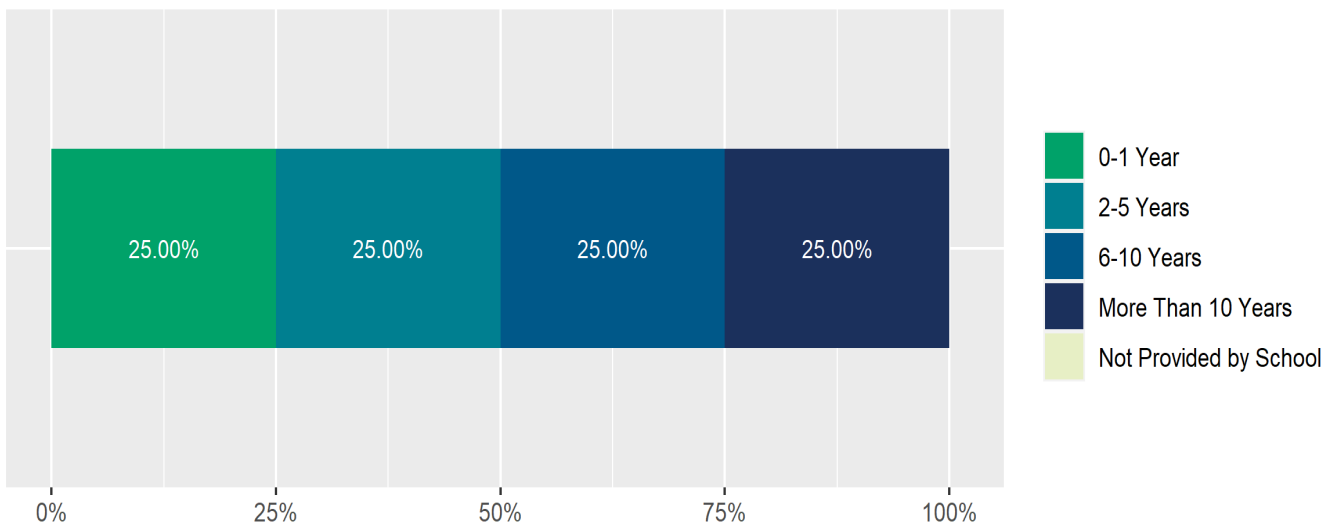
Teacher and School Leader Data

This page includes information about teacher experience levels in DC Public Schools and public charter schools. For DC Public Schools, it also includes information about credentialed and in-field teachers.

Teacher - Years of Experience



School Leader - Years of Experience

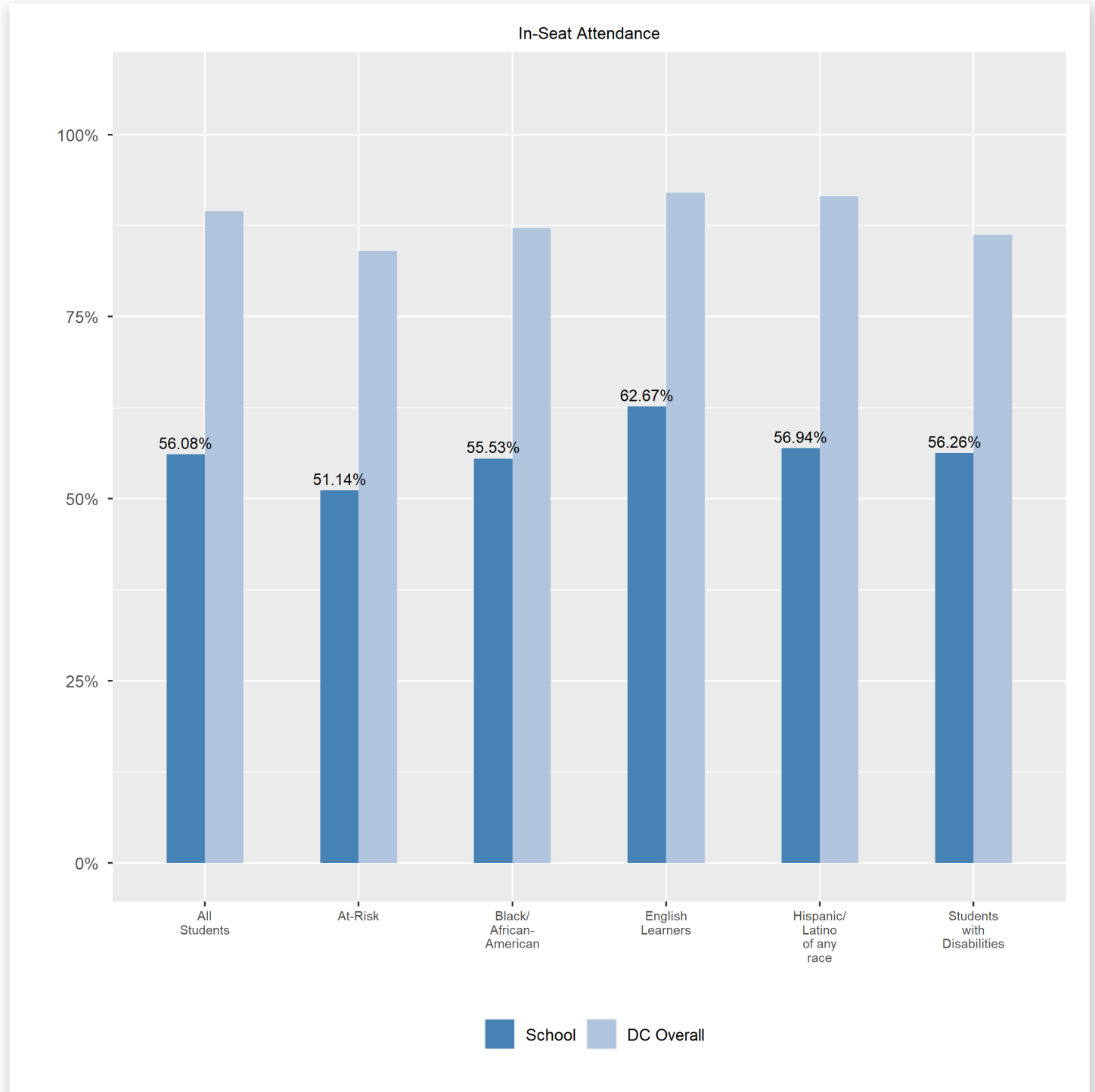


School Safety and Discipline

Information about discipline and school safety in DC, in accordance with the U.S. Department of Education's Civil Rights Data collection, including suspensions and expulsions for students, school related arrests, reported incidents of violence, bullying, and harassment are available in the OSSE Discipline report and data files (<https://osse.dc.gov/page/data-and-reports-0>).

Attendance

Review information on attendance below, including in-seat attendance for all students (there is a separate measure of attendance for pre-K students, since pre-K is not compulsory), and the percentage of students chronically absent, meaning that they miss at least 10% of the school days for which they are enrolled throughout the school year at the school. Note: Due to variations in schools schedules, attendance data may have been collected differently by schools on synchronous and asynchronous learning days. As a result attendance data is unique to this school year and not necessarily comparable to prior years.



Finance

Per-pupil expenditures represent the average amount of money spent on educating each student. In other words, this value represents the total amount of actual school expenditures divided by the number of students in the school.

2021 Per-pupil Expenditures

Per-pupil expenditure amount is calculated by dividing the total school expenditures by the October enrollment audit count of public school students.

Per-pupil: \$29,070

October Enrollment Audit Count: 93

Total School Expenditures: \$2,703,507

Total Excluded Expenditures: \$341,273

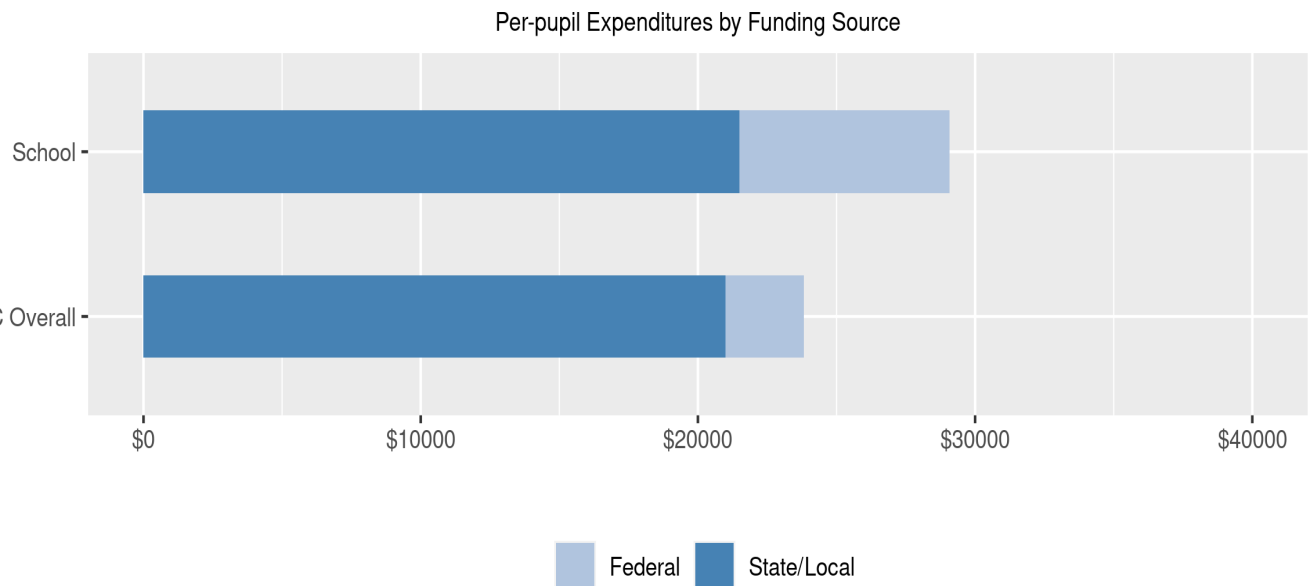
Excluded expenditures include: debt service, capital expenditures, construction and capital improvements, community service operations, and expenditures sourced from private funds (such as parent fees and corporate or charitable donations.) These are not included in the per-pupil expenditure calculation because they are considered outside of the day-to-day operation of the school.

2021 Total Expenditures \$3,044,780

The sum of total school and excluded expenditures is the total amount of money the LEA spent for the fiscal year.

Per-pupil Expenditures by Funding Source

Details are provided about the funding sources for per-pupil expenditures. State/local sources represent revenue received directly from DC, including local grants and per-pupil funding. Federal sources include federal revenue, such as Title I funds and IDEA funding. Per-pupil expenditures are displayed compared to the LEA and DC average.



	State/Local	Federal	Total
School	\$21,497 73.95%	\$7,573 26.05%	\$29,070
DC Overall	\$21,002 88.14%	\$2,827 11.86%	\$23,828