

Message from the School

Carlos Rosario delivers high-quality education, career training, and supportive services that enable adult immigrants to realize their dreams while strengthening our community and economy. As an adult school, student attendance is non-compulsory, and their dedication demonstrates the commitment our students have for learning despite their many responsibilities. We serve 98% English Language Learners from more than 70 countries, and more than 80% of our students fall below the poverty line.



📍 1100 HARVARD STREET NW, Washington, DC 20009

📖 Ward 1

☎ (202) 797-4700

School Instructional Hours

Monday: 08:45AM - 09:00PM

Tuesday: 08:45AM - 09:00PM

Wednesday: 08:45AM - 09:00PM

Thursday: 08:45AM - 09:00PM

Friday: 08:45AM - 03:45PM

Total Students (2021-22 Ever-Enrolled):

2808

Total Teachers: 69

Total School Leaders: 38

Grades Served: Adult

Principal: HollyAnn Fresno-Moore

Title-I Status: No

Local Education Agency (LEA): Carlos Rosario International PCS

School Uniforms Required: No

Bus Line(s): 52, 54, H2, 64, H8, H9, D8

Metro Line(s): Columbia Heights (green/yellow lines); and Rhode Island Avenue (red line)

Before Care Offered: No

After Care Offered: No

School Program Information

Arts Integration
Blended Learning
Career and Technical Education
Online learning

Parent Organization

Parent Organization Offered: No

Extracurricular & Enrichment Activities

Breathing is FUNDamental
Conversation
Safe Space Conversation
Conversation and Pronunciation Practice
Reading
Computer Fundamentals in Spanish
Computer Fundamentals in Amharic

School Enrollment

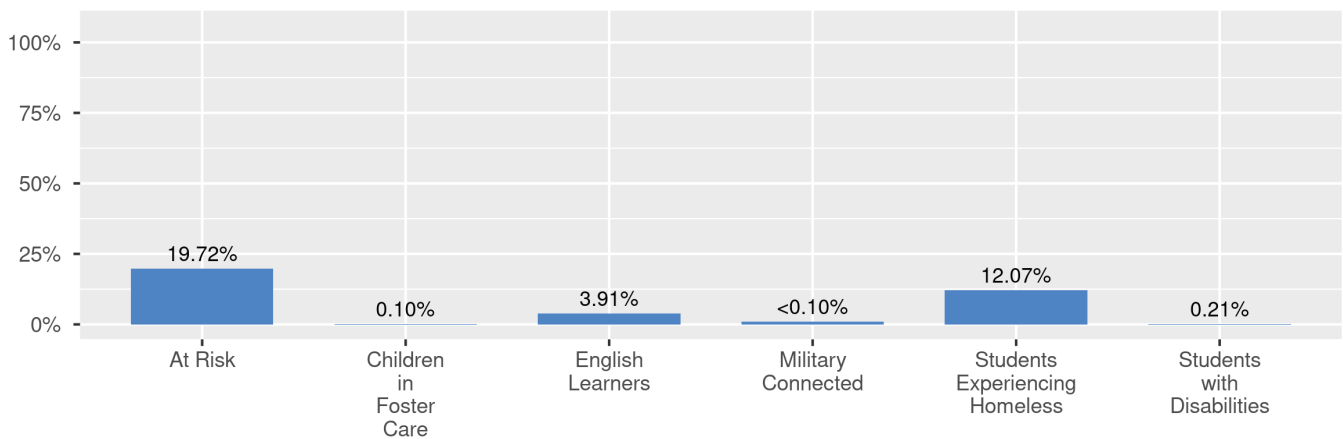
The ever-enrolled count is the total number of students who are enrolled at any point during the school year; a student who attends a school for one day or 180 days is counted the same way. For this reason, the ever-enrolled count will always be larger than the audit count.

2020-21 Ever-Enrolled by Grade Level

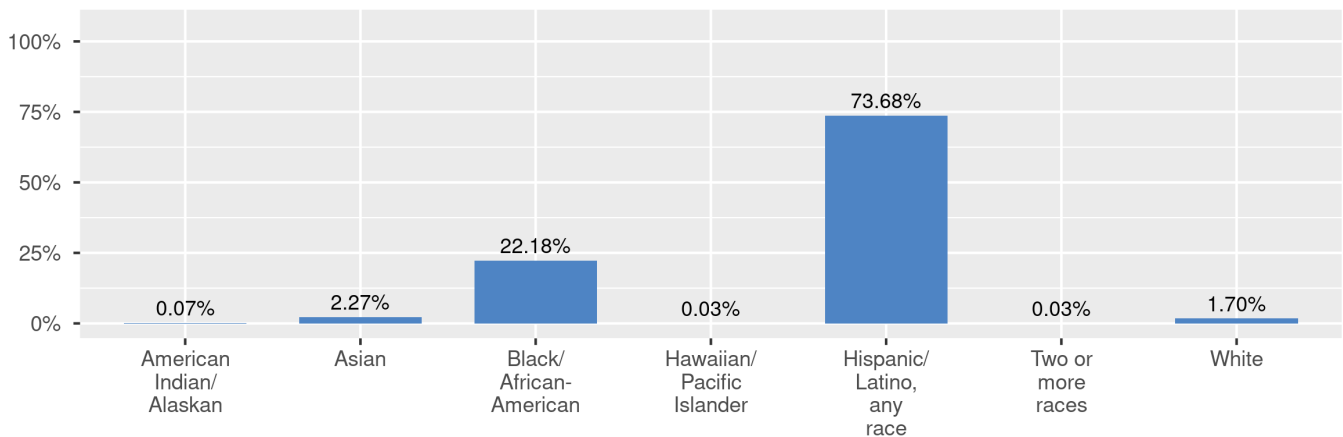
Adult

2808

Enrollment by Student Group



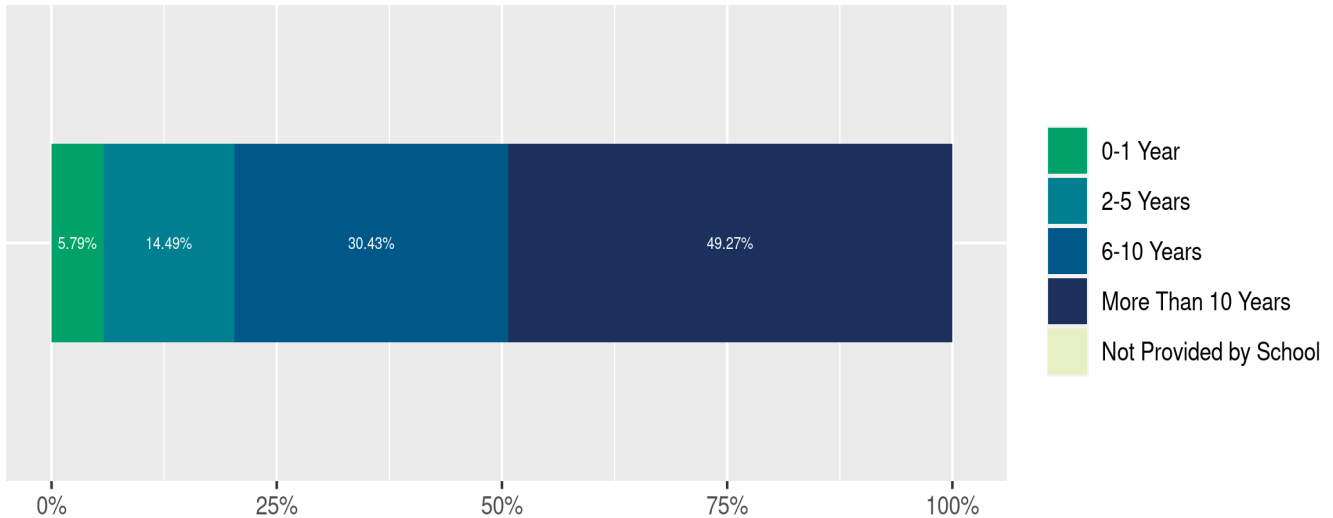
Enrollment by Race/Ethnicity



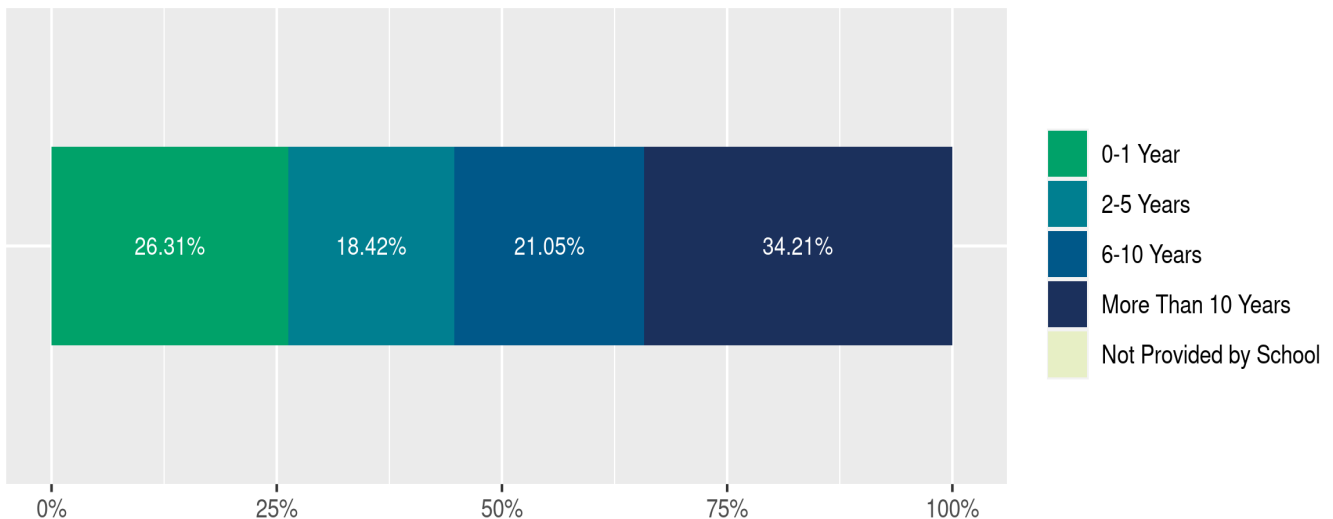
Teacher and School Leader Data

This page includes information about teacher experience levels in DC Public Schools and public charter schools. For DC Public Schools, it also includes information about credentialed and in-field teachers.

Teacher - Years of Experience



School Leader - Years of Experience

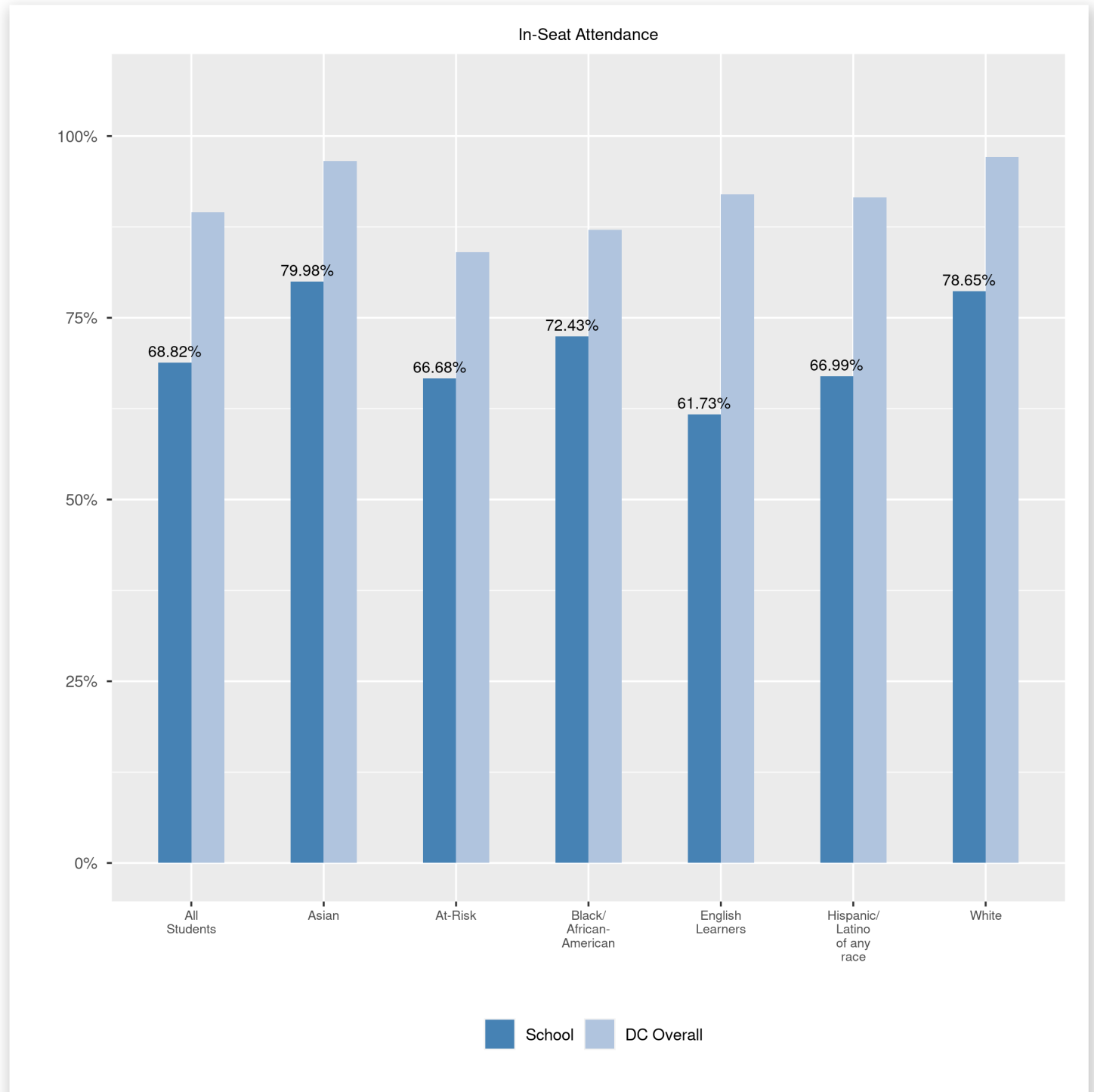


School Safety and Discipline

Information about discipline and school safety in DC, in accordance with the U.S. Department of Education's Civil Rights Data collection, including suspensions and expulsions for students, school related arrests, reported incidents of violence, bullying, and harassment are available in the OSSE Discipline report and data files (<https://osse.dc.gov/page/data-and-reports-0>).

Attendance

Review information on attendance below, including in-seat attendance for all students (there is a separate measure of attendance for pre-K students, since pre-K is not compulsory), and the percentage of students chronically absent, meaning that they miss at least 10% of the school days for which they are enrolled throughout the school year at the school. Note: Due to variations in schools schedules, attendance data may have been collected differently by schools on synchronous and asynchronous learning days. As a result attendance data is unique to this school year and not necessarily comparable to prior years.



Finance

Per-pupil expenditures represent the average amount of money spent on educating each student. In other words, this value represents the total amount of actual school expenditures divided by the number of students in the school.

2021 Per-pupil Expenditures

Per-pupil expenditure amount is calculated by dividing the total school expenditures by the October enrollment audit count of public school students.

Per-pupil: \$16,574

October Enrollment Audit Count: 1815

Total School Expenditures: \$30,081,532

Total Excluded Expenditures: \$155,433

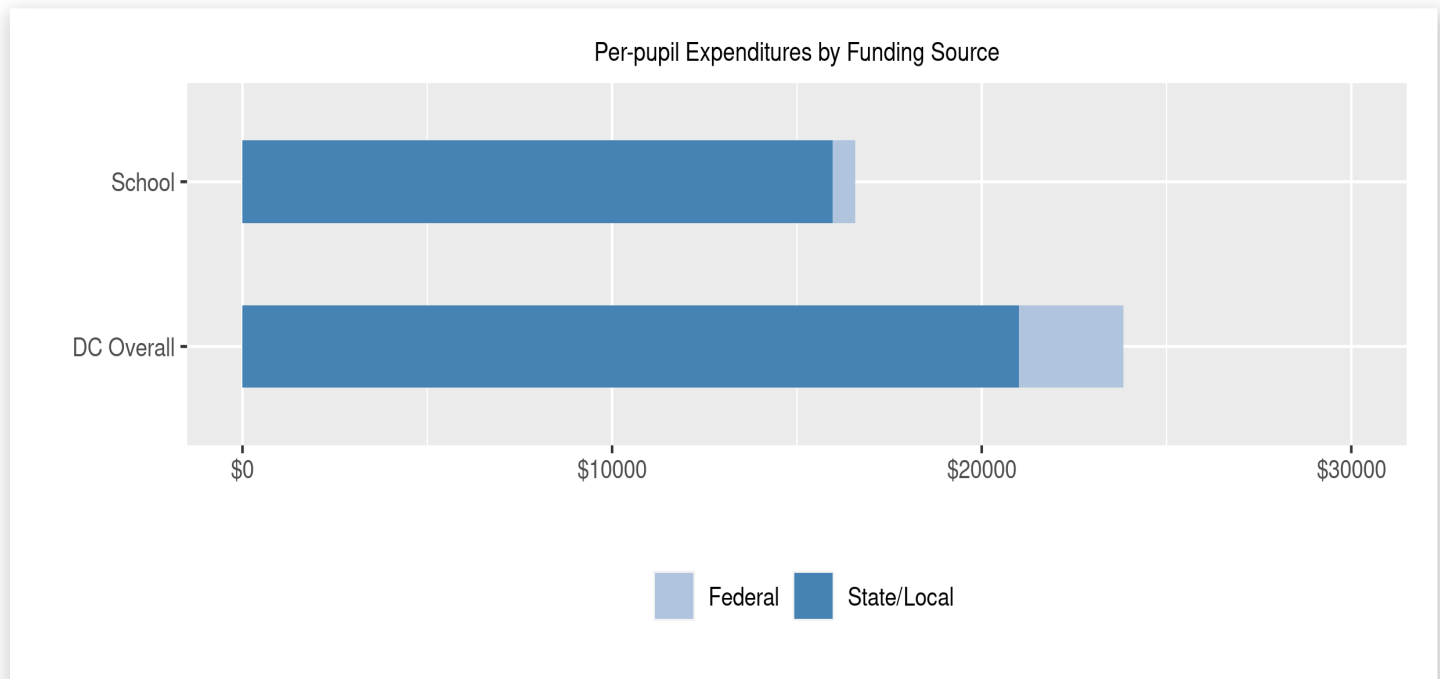
Excluded expenditures include: debt service, capital expenditures, construction and capital improvements, community service operations, and expenditures sourced from private funds (such as parent fees and corporate or charitable donations.) These are not included in the per-pupil expenditure calculation because they are considered outside of the day-to-day operation of the school.

2021 Total Expenditures \$30,236,965

The sum of total school and excluded expenditures is the total amount of money the LEA spent for the fiscal year.

Per-pupil Expenditures by Funding Source

Details are provided about the funding sources for per-pupil expenditures. State/local sources represent revenue received directly from DC, including local grants and per-pupil funding. Federal sources include federal revenue, such as Title I funds and IDEA funding. Per-pupil expenditures are displayed compared to the LEA and DC average.



	State/Local	Federal	Total
School	\$15,971 96.36%	\$602 3.63%	\$16,574
DC Overall	\$21,002 88.14%	\$2,827 11.86%	\$23,828