

# Elsie Whitlow Stokes Community Freedom PCS - East End

## Message from the School

Our mission is to prepare culturally diverse elementary school students to be leaders, scholars, and responsible citizens who are committed to social justice. Stokes School teaches students to think, speak, read, write, and learn in two languages: English and French and English and Spanish. Please see our website for updates related to COVID-19.



📍 5600 EAST CAPITOL STREET NE, Washington, DC 20019  
🏠 Ward 7  
☎ (202) 975-2100

## School Instructional Hours

**Monday:** 08:00AM - 03:30PM  
**Tuesday:** 08:00AM - 03:30PM  
**Wednesday:** 08:00AM - 03:30PM  
**Thursday:** 08:00AM - 03:30PM  
**Friday:** 08:00AM - 01:00PM

**Total Students (2020-21 Ever-Enrolled):** 229

**Total Teachers:** 19

**Total School Leaders:** 2

**Grades Served:** PK3, PK4, KG, 1, 2, 3

**Principal:** Abdu'l-Karim Ewing-Boyd

**Title-I Status:** Yes

**Local Education Agency (LEA):** Elsie Whitlow Stokes  
Community Freedom PCS

**School Uniforms Required:** No

**Bus Line(s):** 96, 97, A12, F14

**Metro Line(s):** Capitol Heights - Blue  
and Silver Lines

**Before Care Offered:** No

**After Care Offered:** Yes

◦ **Cost:** Sliding Scale

## School Program Information

Arts Integration  
Dual Lang/Lang.  
Immersion  
International  
Baccalaureate  
Online learning  
Restorative Justice  
Program

## Parent Organization

**Parent Organization Offered:** Yes

**Parent Organization Contact:** Meron Benn  
(meronb@ewstokes.org)

**Parent Organization Website:**  
[www.facebook.com/StokesSchoolEEPTA/](https://www.facebook.com/StokesSchoolEEPTA/)

## Extracurricular & Enrichment Activities

Dual Language Immersion  
Community Service Learning  
Award Winning Food Service  
Program

# Elsie Whitlow Stokes Community Freedom PCS - East End

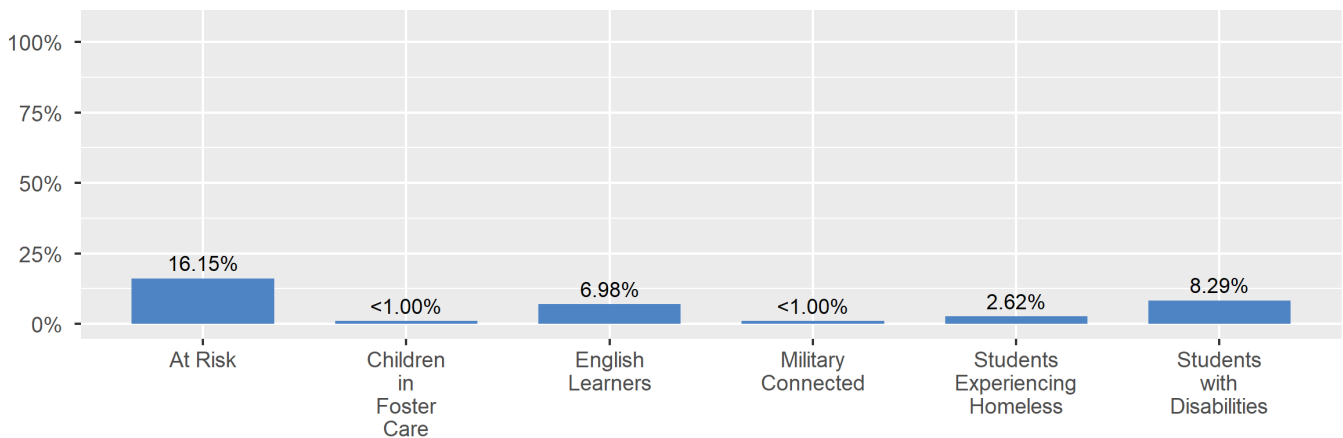
## School Enrollment

The ever-enrolled count is the total number of students who are enrolled at any point during the school year; a student who attends a school for one day or 180 days is counted the same way. For this reason, the ever-enrolled count will always be larger than the audit count.

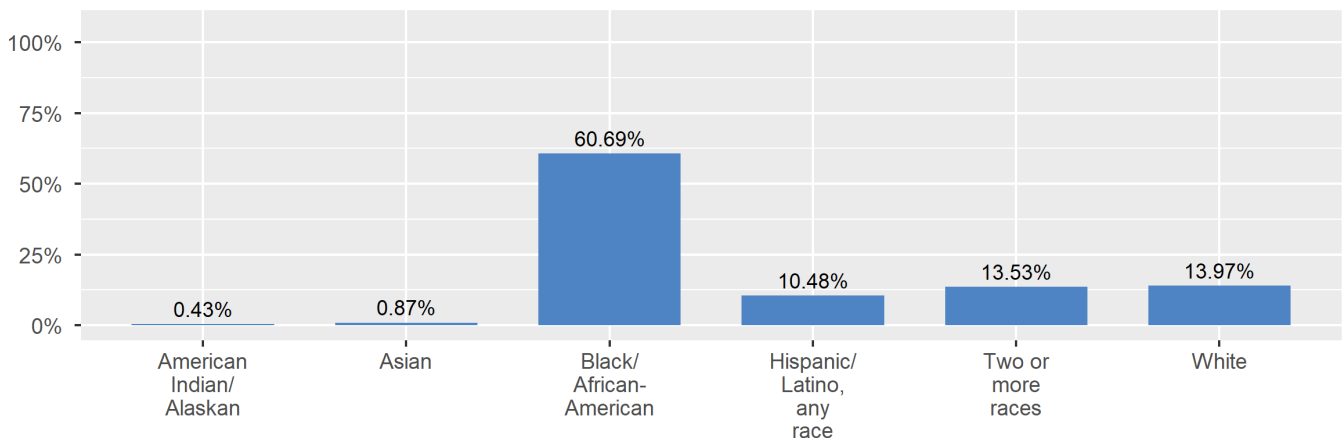
2020-21 Ever-Enrolled by Grade Level

PK3	PK4	KG	Grade 01	Grade 02
49	48	49	49	34

Enrollment by Student Group



Enrollment by Race/Ethnicity

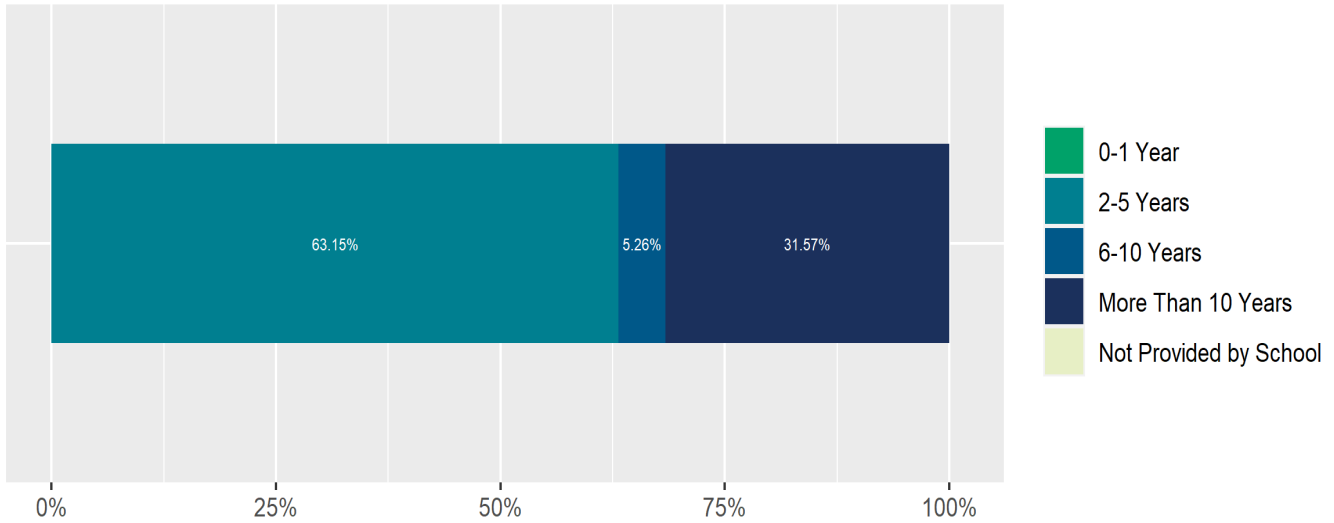


# Elsie Whitlow Stokes Community Freedom PCS - East End

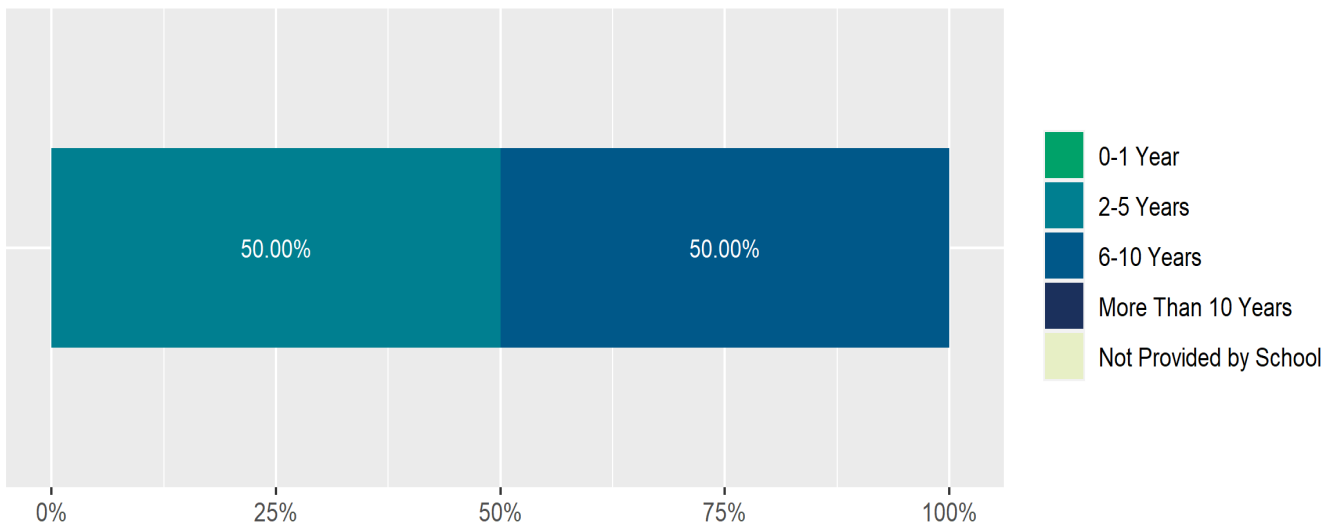
## Teacher and School Leader Data

This page includes information about teacher experience levels in DC Public Schools and public charter schools. For DC Public Schools, it also includes information about credentialed and in-field teachers.

Teacher - Years of Experience



School Leader - Years of Experience



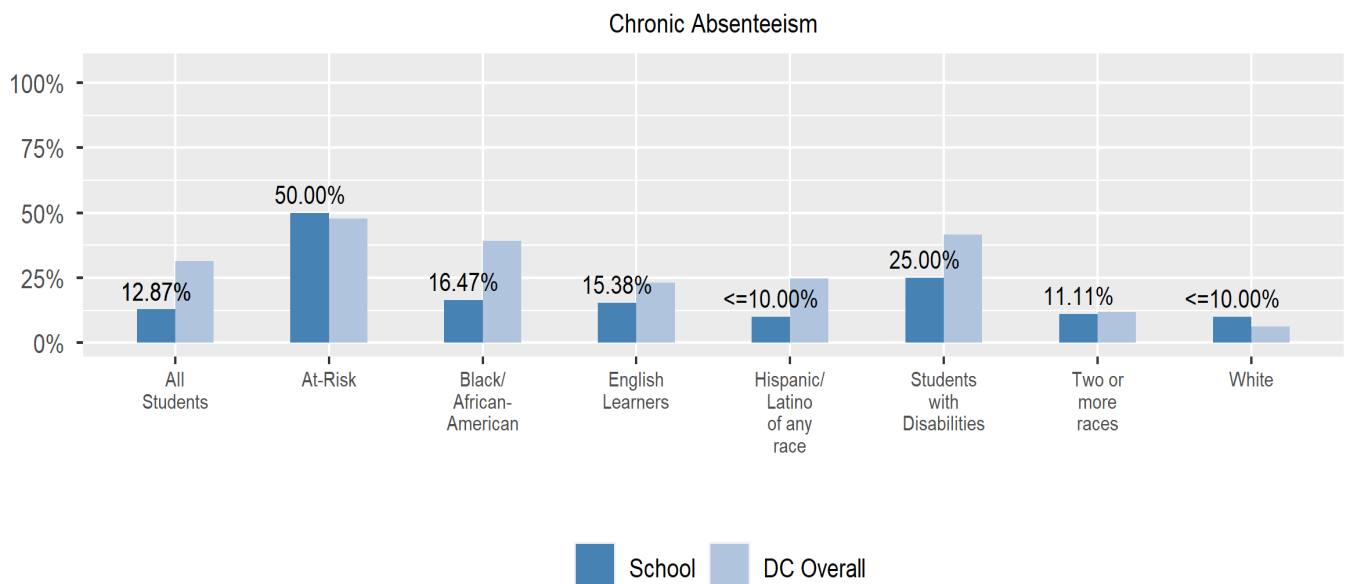
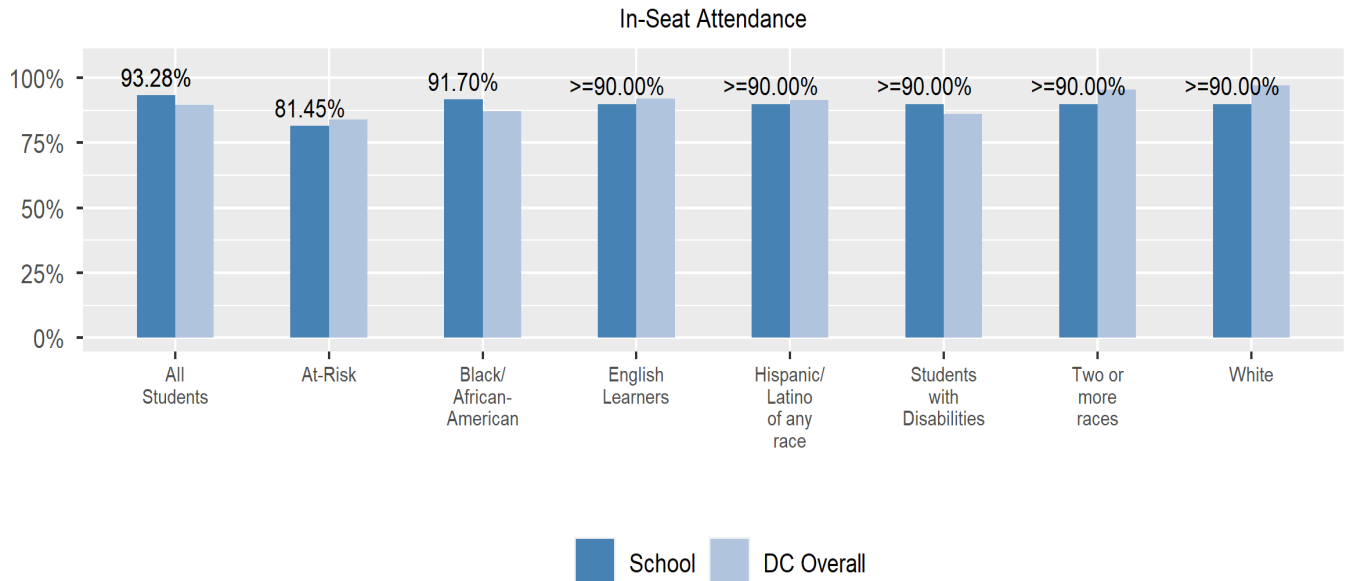
## School Safety and Discipline

Information about discipline and school safety in DC, in accordance with the U.S. Department of Education's Civil Rights Data collection, including suspensions and expulsions for students, school related arrests, reported incidents of violence, bullying, and harassment are available in the OSSE Discipline report and data files (<https://osse.dc.gov/page/data-and-reports-0>).

# Elsie Whitlow Stokes Community Freedom PCS - East End

## Attendance

Review information on attendance below, including in-seat attendance for all students (there is a separate measure of attendance for pre-K students, since pre-K is not compulsory), and the percentage of students chronically absent, meaning that they miss at least 10% of the school days for which they are enrolled throughout the school year at the school. Note: Due to variations in schools schedules, attendance data may have been collected differently by schools on synchronous and asynchronous learning days. As a result attendance data is unique to this school year and not necessarily comparable to prior years.

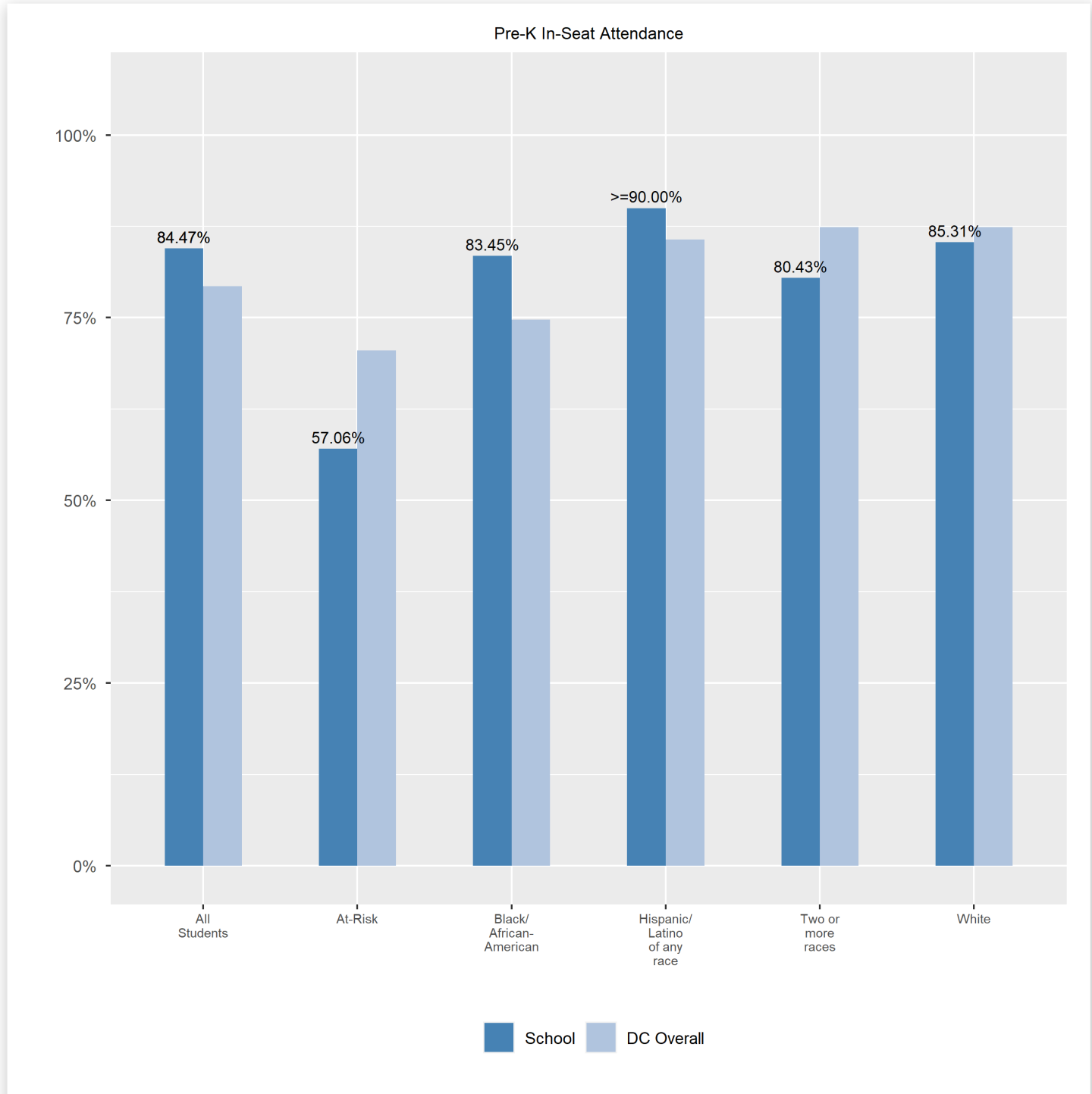




# Elsie Whitlow Stokes Community Freedom PCS - East End

## Pre-K In-Seat Attendance

Review information on attendance at the school. This includes in-seat attendance for all students (including a separate measure of attendance for pre-K students, since pre-K is not compulsory), the percentage of students chronically absent, meaning that they miss at least 10% of the school days for which they are enrolled throughout the school year at the school.

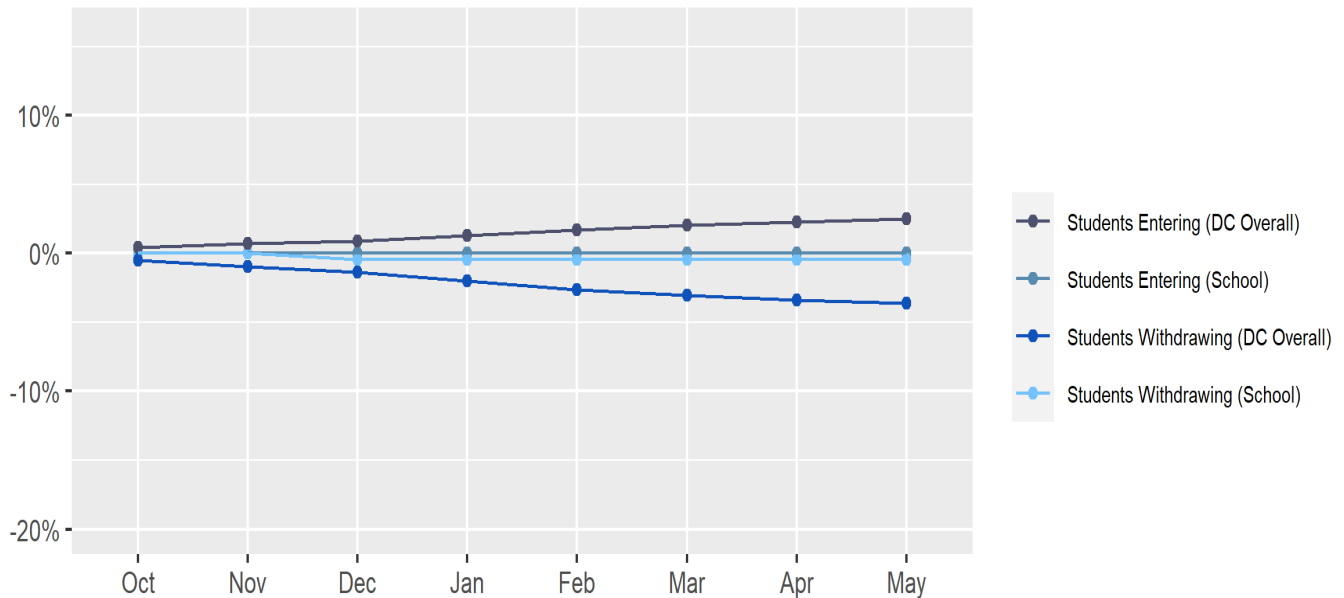


# Elsie Whitlow Stokes Community Freedom PCS - East End

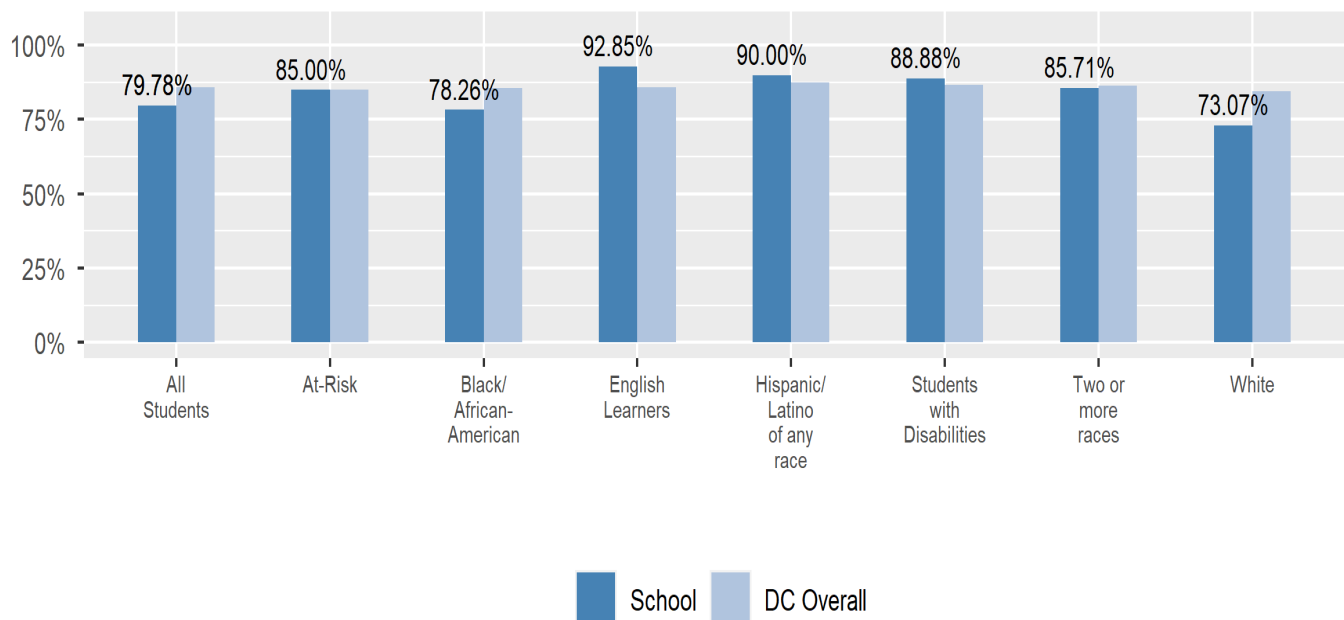
## Student Enrollment Changes

Explore information on how much the population at the school changes throughout the year or from year to year. It shows information about changes in enrollment, including whether students leave or enter the school mid-year, and whether eligible students choose to re-enroll in the school.

Mobility



Re-Enrollment



# Elsie Whitlow Stokes Community Freedom PCS - East End

## Finance

Per-pupil expenditures represent the average amount of money spent on educating each student. In other words, this value represents the total amount of actual school expenditures divided by the number of students in the school.

### 2021 Per-pupil Expenditures

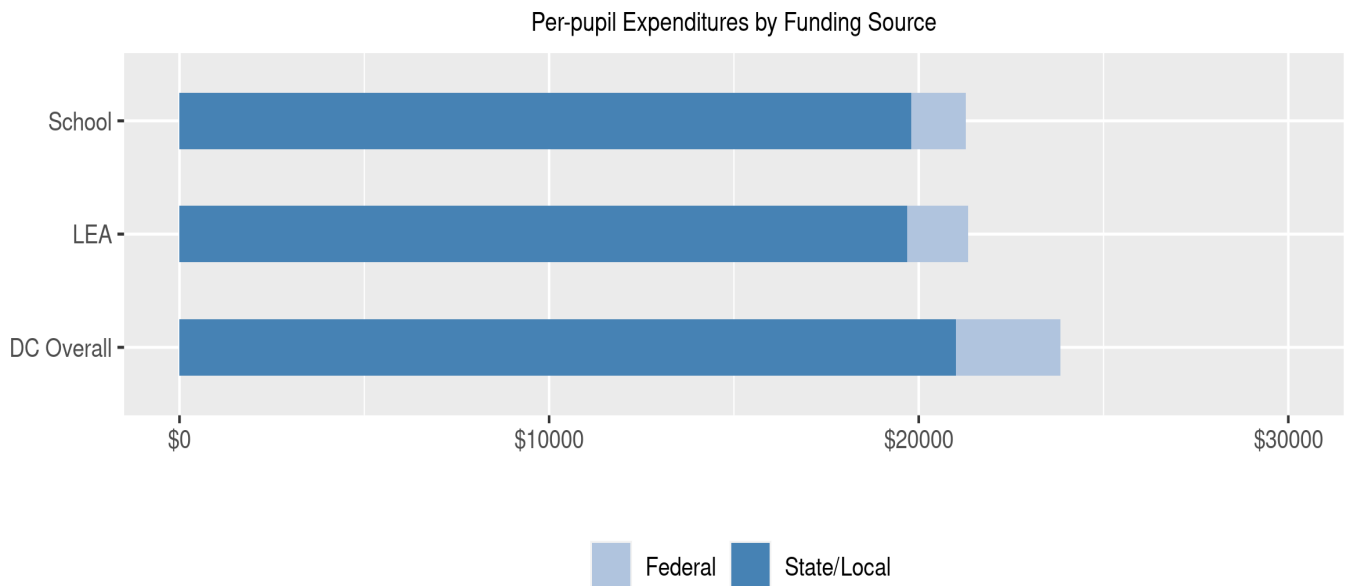
Per-pupil expenditure amount is calculated by dividing the total school expenditures by the October enrollment audit count of public school students.

**Per-pupil:** \$21,269

**October Enrollment Audit Count:** 226

### Per-pupil Expenditures by Funding Source

Details are provided about the funding sources for per-pupil expenditures. State/local sources represent revenue received directly from DC, including local grants and per-pupil funding. Federal sources include federal revenue, such as Title I funds and IDEA funding. Per-pupil expenditures are displayed compared to the LEA and DC average.

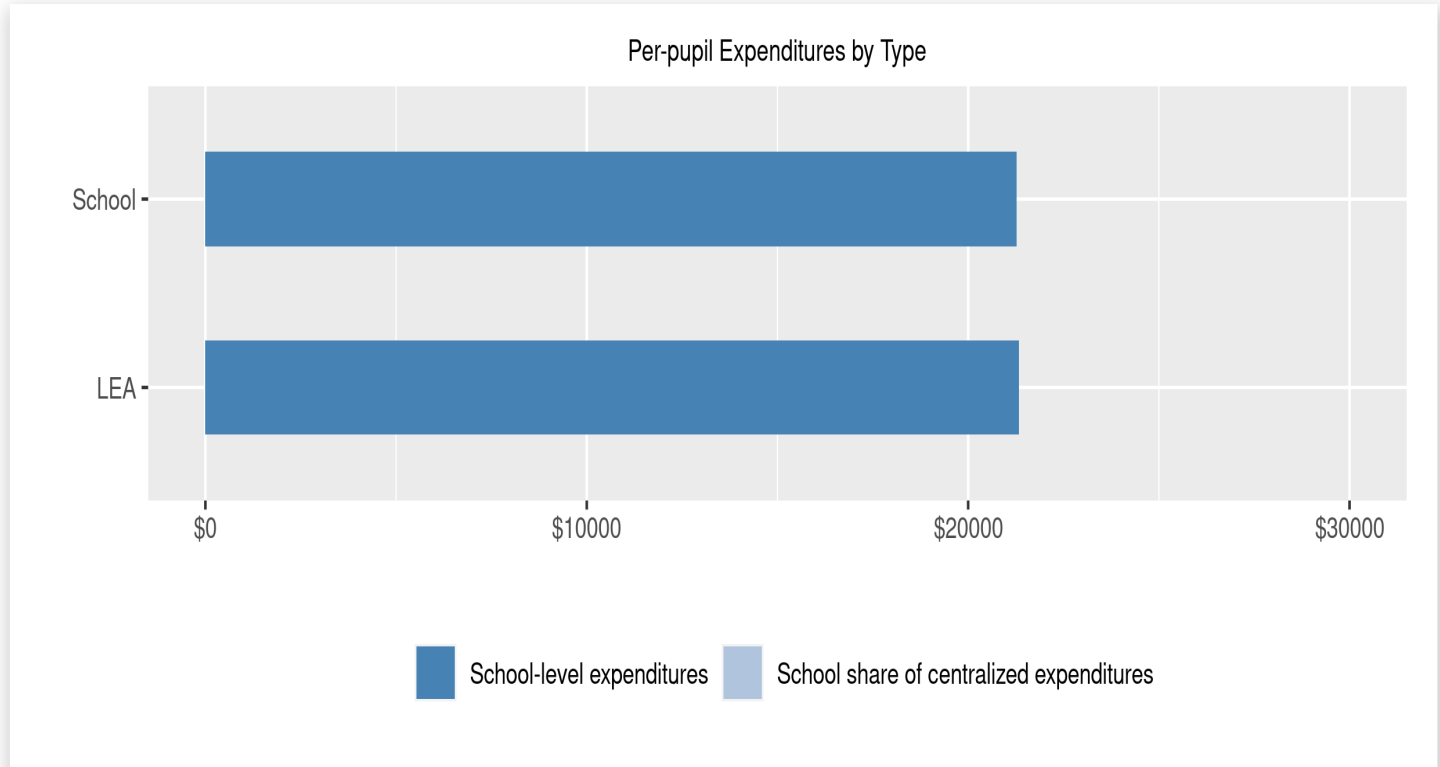


	State/Local	Federal	Total
School	\$19,793 93.06%	\$1,476 6.94%	\$21,269
LEA	\$19,683 92.27%	\$1,650 7.73%	\$21,333
DC Overall	\$21,002 88.14%	\$2,827 11.86%	\$23,828

# Elsie Whitlow Stokes Community Freedom PCS - East End

## Finance (cont.) - Per-pupil Expenditures by Type

Details are provided about the distribution of expenditures between school-level and centralized. School-level expenditures include spending on teacher and administrative salaries, books, supplies, and business costs. Centralized expenditures include the portion of spending at the LEA's central office that are allocated to the school. (Note: LEAs with only one school site do not report separate centralized expenditures)



	School-level expenditures	School share of centralized expenditures	Total
School	\$21,269 100%	\$0 0%	\$21,269
State/Local	\$19,793	\$0	
Federal	\$1,476	\$0	
LEA	\$21,333 100%	\$0 0%	\$21,333
State/Local	\$19,683	\$0	
Federal	\$1,650	\$0	