

Message from the School

St. Coletta Special Education Public Charter School is a full-time, ungraded special education program serving students ages 3 through 22 with intellectual disabilities, Autism, and multiple disabilities. The mission of St. Coletta of Greater Washington is to empower children and adults with intellectual disabilities to discover their full potential. St. Coletta teaches traditional educational concepts using a functional academics/life skills curriculum.



1901 INDEPENDENCE AVENUE SE, Washington, DC 20003

Ward 7

(202) 350-8680

School Instructional Hours

Monday:	08:30AM - 03:00PM
Tuesday:	08:30AM - 03:00PM
Wednesday:	08:30AM - 12:30PM
Thursday:	08:30AM - 03:00PM
Friday:	08:30AM - 03:00PM

Total Students (2021-22 Ever-Enrolled): 252

Total Teachers: 24

Total School Leaders: 26

Grades Served: PK3, PK4, KG, 1, 2, 3, 4, 5, 6, 7, 8, 9, 10, 11, 12, Ungraded

Principal: Amy Warden

Title-I Status: Yes

Local Education Agency (LEA): St. Coletta Special Education PCS

School Uniforms Required:

No

Bus Line(s): B2

Metro Line(s): Blue/Orange Lines

Before Care Offered: No

After Care Offered: No

School Program Information

Extended Year

School Garden

Parent Organization

Parent Organization Offered: No

Extracurricular & Enrichment Activities

To become available as safety protocols allow
Special Olympics

Best Buddies

Career based training

Community based instruction

School Enrollment

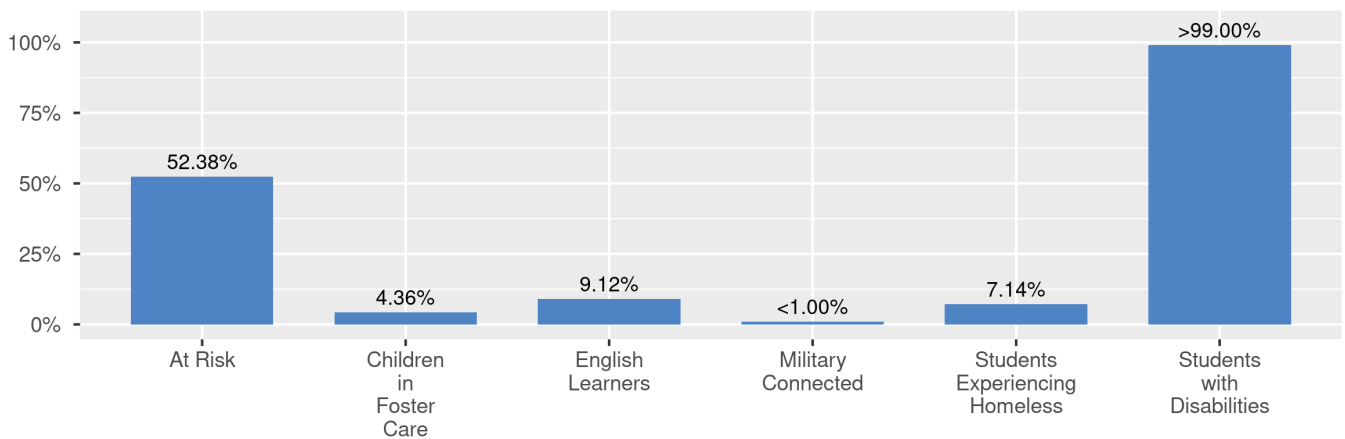
The ever-enrolled count is the total number of students who are enrolled at any point during the school year; a student who attends a school for one day or 180 days is counted the same way. For this reason, the ever-enrolled count will always be larger than the audit count.

2020-21 Ever-Enrolled by Grade Level

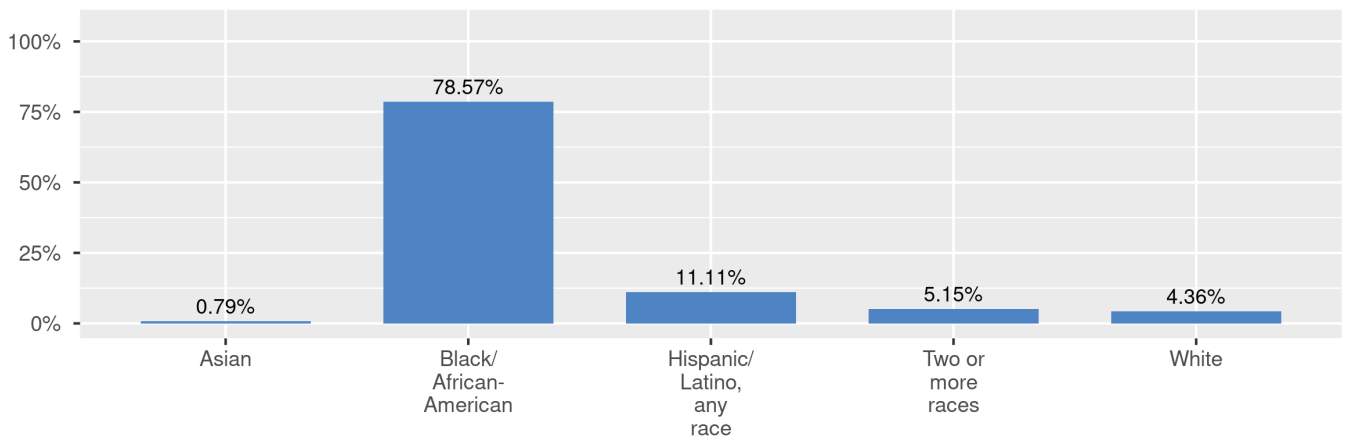
Ungraded

252

Enrollment by Student Group



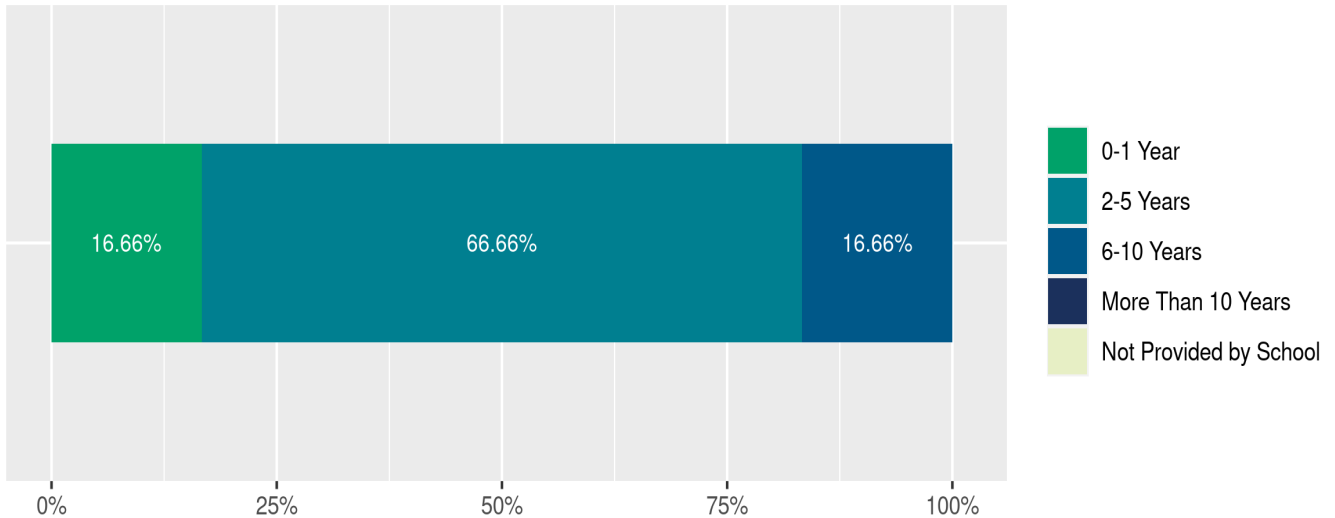
Enrollment by Race/Ethnicity



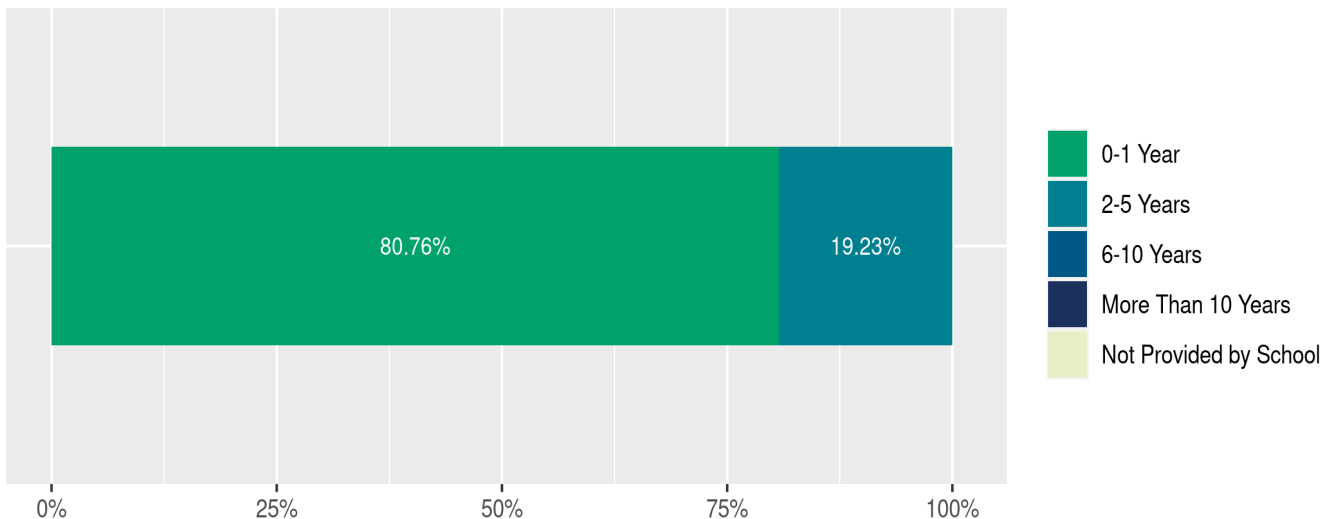
Teacher and School Leader Data

This page includes information about teacher experience levels in DC Public Schools and public charter schools. For DC Public Schools, it also includes information about credentialed and in-field teachers.

Teacher - Years of Experience



School Leader - Years of Experience



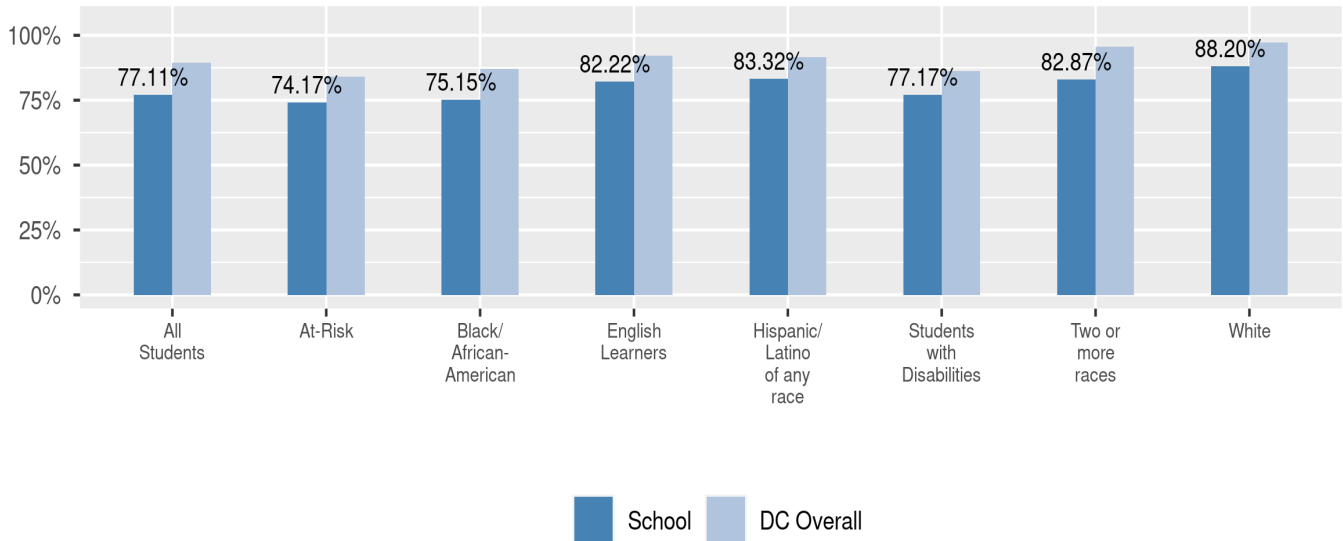
School Safety and Discipline

Information about discipline and school safety in DC, in accordance with the U.S. Department of Education's Civil Rights Data collection, including suspensions and expulsions for students, school related arrests, reported incidents of violence, bullying, and harassment are available in the OSSE Discipline report and data files (<https://osse.dc.gov/page/data-and-reports-0>).

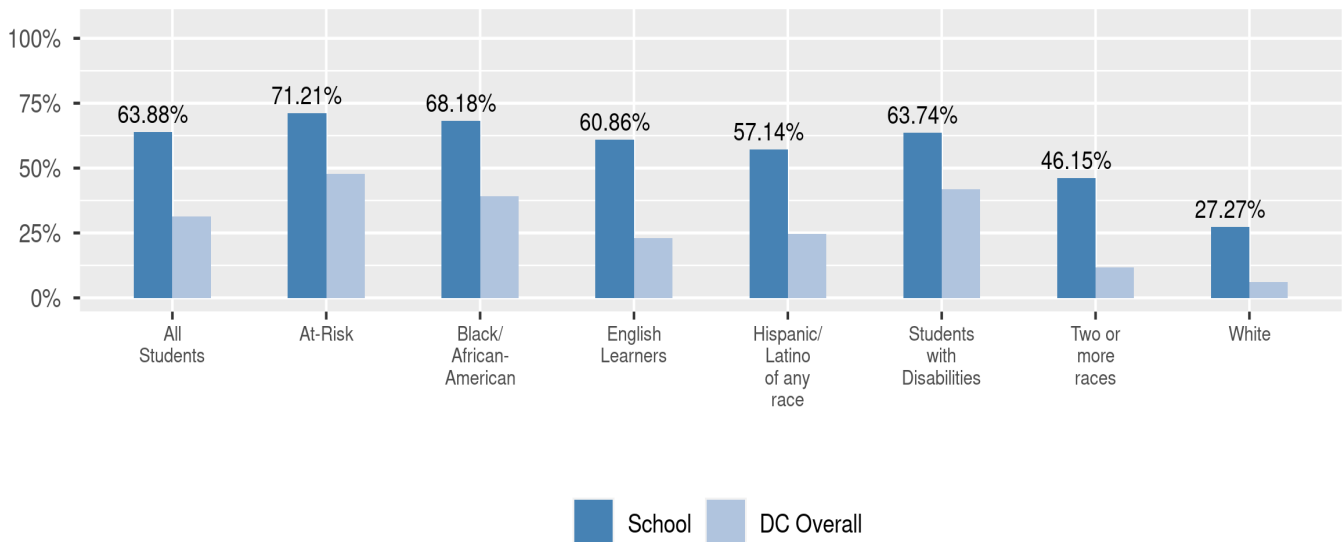
Attendance

Review information on attendance below, including in-seat attendance for all students (there is a separate measure of attendance for pre-K students, since pre-K is not compulsory), and the percentage of students chronically absent, meaning that they miss at least 10% of the school days for which they are enrolled throughout the school year at the school. Note: Due to variations in schools schedules, attendance data may have been collected differently by schools on synchronous and asynchronous learning days. As a result attendance data is unique to this school year and not necessarily comparable to prior years.

In-Seat Attendance



Chronic Absenteeism



Finance

Per-pupil expenditures represent the average amount of money spent on educating each student. In other words, this value represents the total amount of actual school expenditures divided by the number of students in the school.

2021 Per-pupil Expenditures

Per-pupil expenditure amount is calculated by dividing the total school expenditures by the October enrollment audit count of public school students.

Per-pupil: \$75,084

October Enrollment Audit Count: 243

Total School Expenditures: \$18,245,296

Total Excluded Expenditures: \$2,501

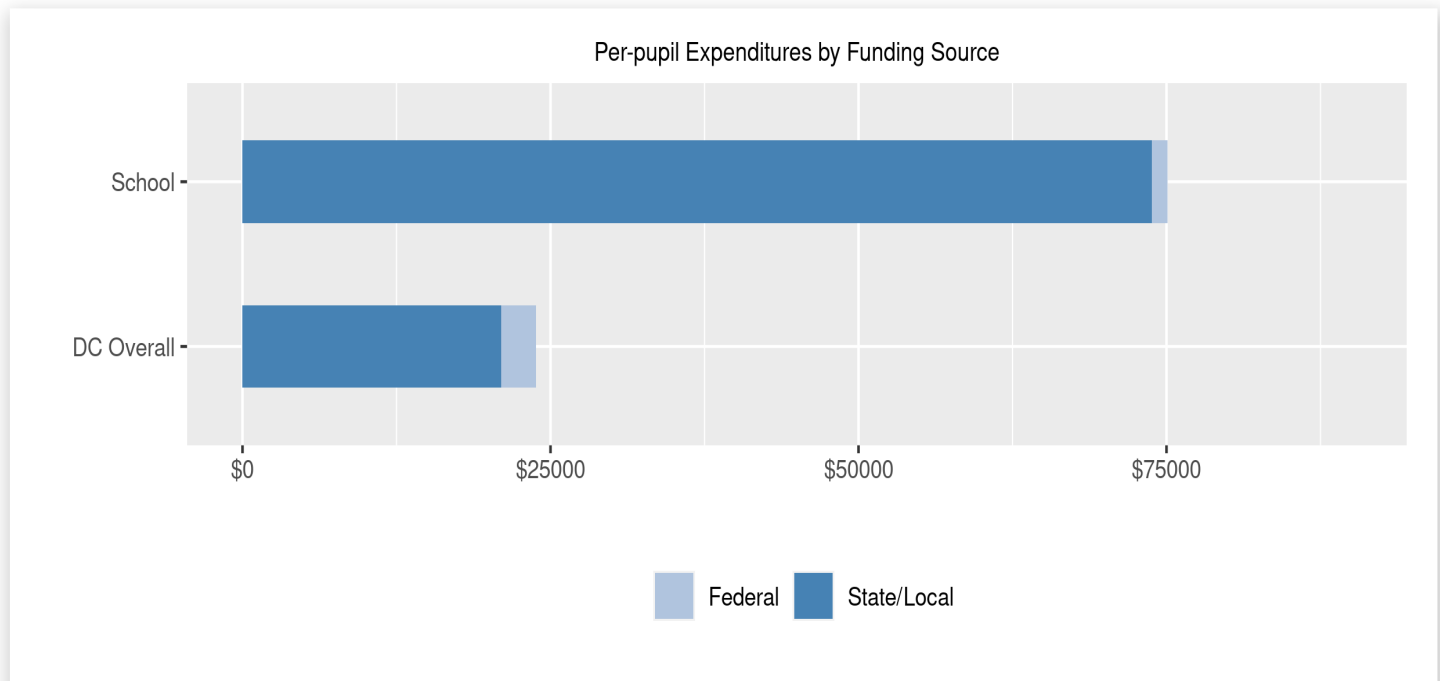
Excluded expenditures include: debt service, capital expenditures, construction and capital improvements, community service operations, and expenditures sourced from private funds (such as parent fees and corporate or charitable donations.) These are not included in the per-pupil expenditure calculation because they are considered outside of the day-to-day operation of the school.

2021 Total Expenditures \$18,247,797

The sum of total school and excluded expenditures is the total amount of money the LEA spent for the fiscal year.

Per-pupil Expenditures by Funding Source

Details are provided about the funding sources for per-pupil expenditures. State/local sources represent revenue received directly from DC, including local grants and per-pupil funding. Federal sources include federal revenue, such as Title I funds and IDEA funding. Per-pupil expenditures are displayed compared to the LEA and DC average.



	State/Local	Federal	Total
School	\$73,791 98.28%	\$1,292 1.72%	\$75,084
DC Overall	\$21,002 88.14%	\$2,827 11.86%	\$23,828