

# Maya Angelou PCS - Young Adult Learning Center

## Message from the School

The Maya Angelou PCS Young Adult Learning Center (YALC), an alternative-adult-education school, provides academic, workforce, and life skill programming to its students. YALC's program teaches students in the core competencies and sets no time limit to to prepare them to successfully complete their GED. While some students only seek GED credentials, others dually enroll in our Workforce Ready programs (including PACT, OSHA-10, and Cosmetology) that enable them with skills to succeed in life beyond our school program.



📍 5600 EAST CAPITOL STREET NE, Washington, DC 20019  
🏠 Ward 7  
☎ (202) 289-8898

## School Instructional Hours

**Monday:** 09:00AM - 05:30PM  
**Tuesday:** 09:00AM - 05:30PM  
**Wednesday:** 09:00AM - 05:30PM  
**Thursday:** 09:00AM - 05:30PM  
**Friday:** 09:00AM - 05:30PM

**Total Students (2021-22 Ever-Enrolled):** 288

**Total Teachers:** 3

**Total School Leaders:** 1

**Grades Served:** Adult

**Principal:** Sean Yisrael

**Title-I Status:** No

**Local Education Agency (LEA):** Maya Angelou PCS

**School Uniforms Required:** No

**Bus Line(s):** 96, 97

**Metro Line(s):** Capitol Heights & Benning Road

**Before Care Offered:** No

**After Care Offered:** No

## School Program Information

Career and Technical Education

Extended Year

Interscholastic Sports

Online learning

Restorative Justice Program

## Parent Organization

**Parent Organization**

**Offered:** No

## Extracurricular & Enrichment Activities

Basketball team

Enrichment Activities

Evening GED Program 600pm – 800pm

## School Enrollment

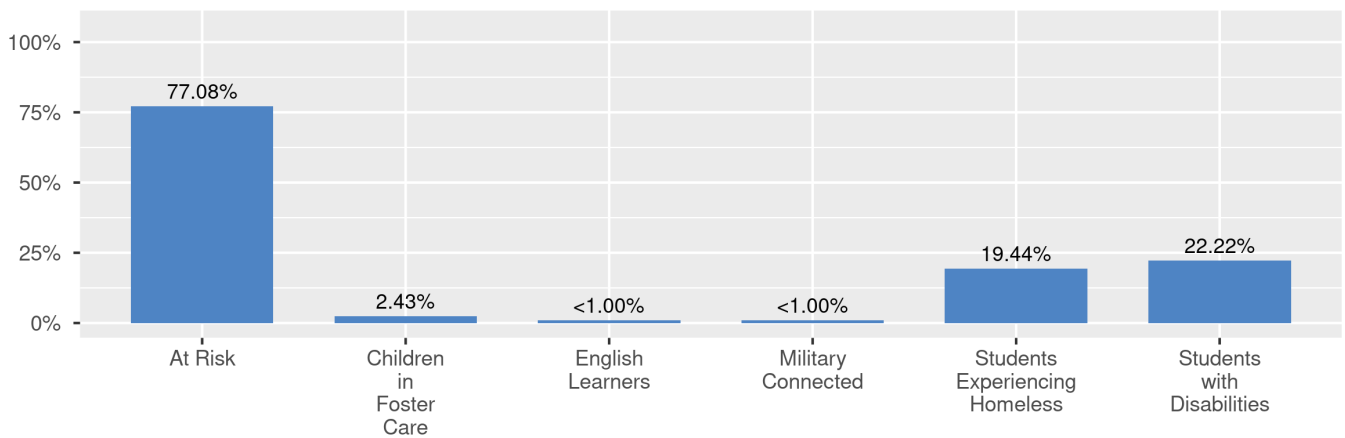
The ever-enrolled count is the total number of students who are enrolled at any point during the school year; a student who attends a school for one day or 180 days is counted the same way. For this reason, the ever-enrolled count will always be larger than the audit count.

### 2020-21 Ever-Enrolled by Grade Level

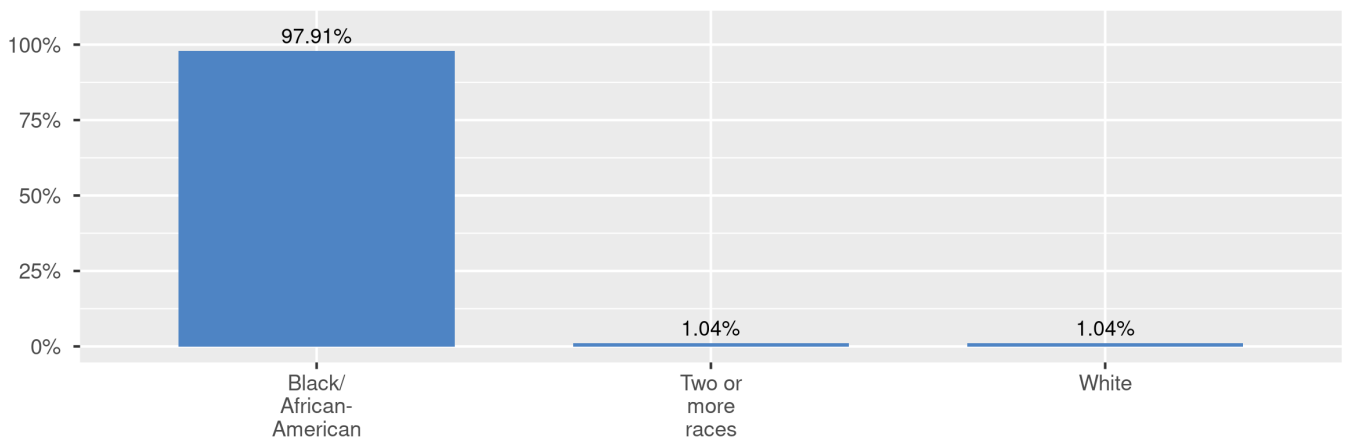
**Adult**

288

Enrollment by Student Group



Enrollment by Race/Ethnicity

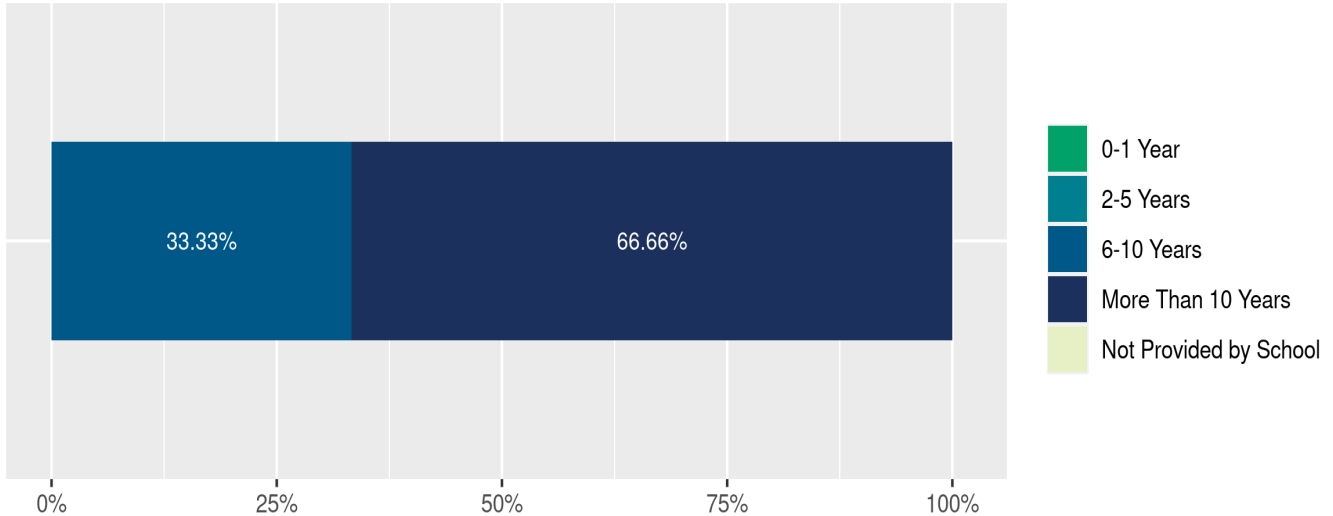


# Maya Angelou PCS - Young Adult Learning Center

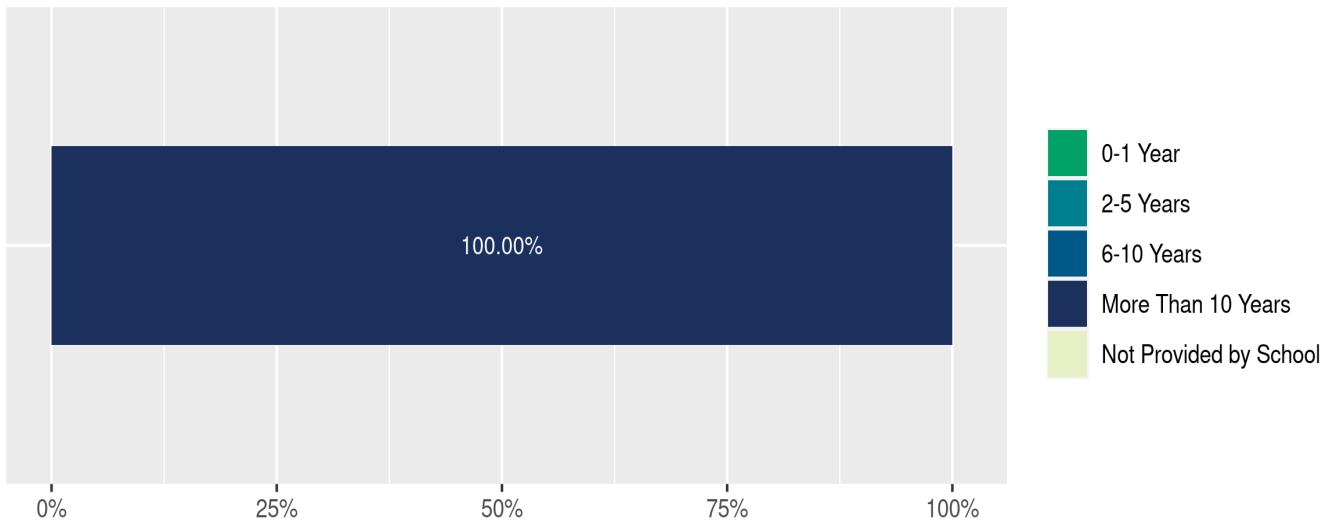
## Teacher and School Leader Data

This page includes information about teacher experience levels in DC Public Schools and public charter schools. For DC Public Schools, it also includes information about credentialed and in-field teachers.

Teacher - Years of Experience



School Leader - Years of Experience

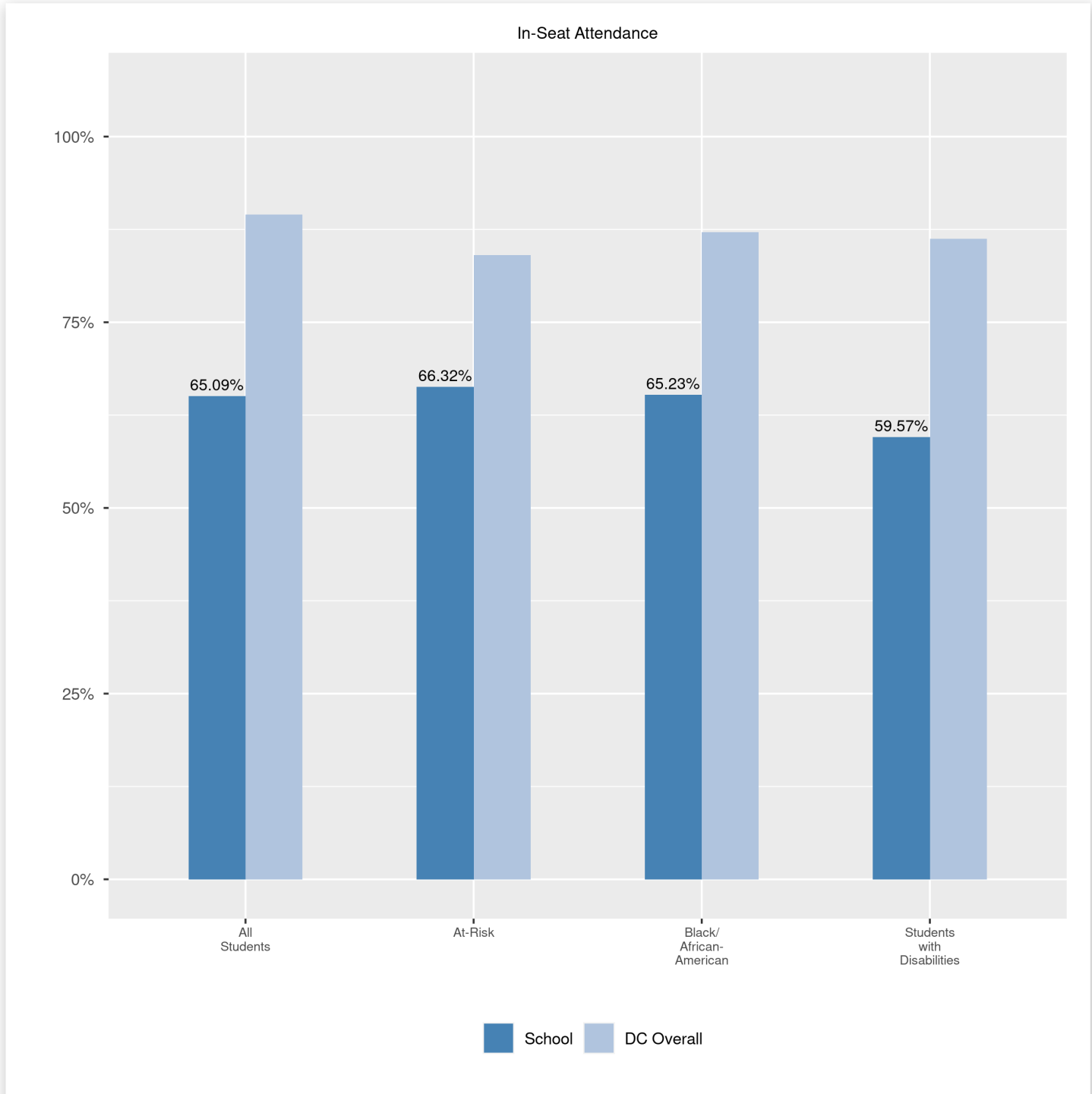


## School Safety and Discipline

Information about discipline and school safety in DC, in accordance with the U.S. Department of Education's Civil Rights Data collection, including suspensions and expulsions for students, school related arrests, reported incidents of violence, bullying, and harassment are available in the OSSE Discipline report and data files (<https://osse.dc.gov/page/data-and-reports-0>).

## Attendance

Review information on attendance below, including in-seat attendance for all students (there is a separate measure of attendance for pre-K students, since pre-K is not compulsory), and the percentage of students chronically absent, meaning that they miss at least 10% of the school days for which they are enrolled throughout the school year at the school. Note: Due to variations in schools schedules, attendance data may have been collected differently by schools on synchronous and asynchronous learning days. As a result attendance data is unique to this school year and not necessarily comparable to prior years.



# Maya Angelou PCS - Young Adult Learning Center

## Finance

Per-pupil expenditures represent the average amount of money spent on educating each student. In other words, this value represents the total amount of actual school expenditures divided by the number of students in the school.

### 2021 Per-pupil Expenditures

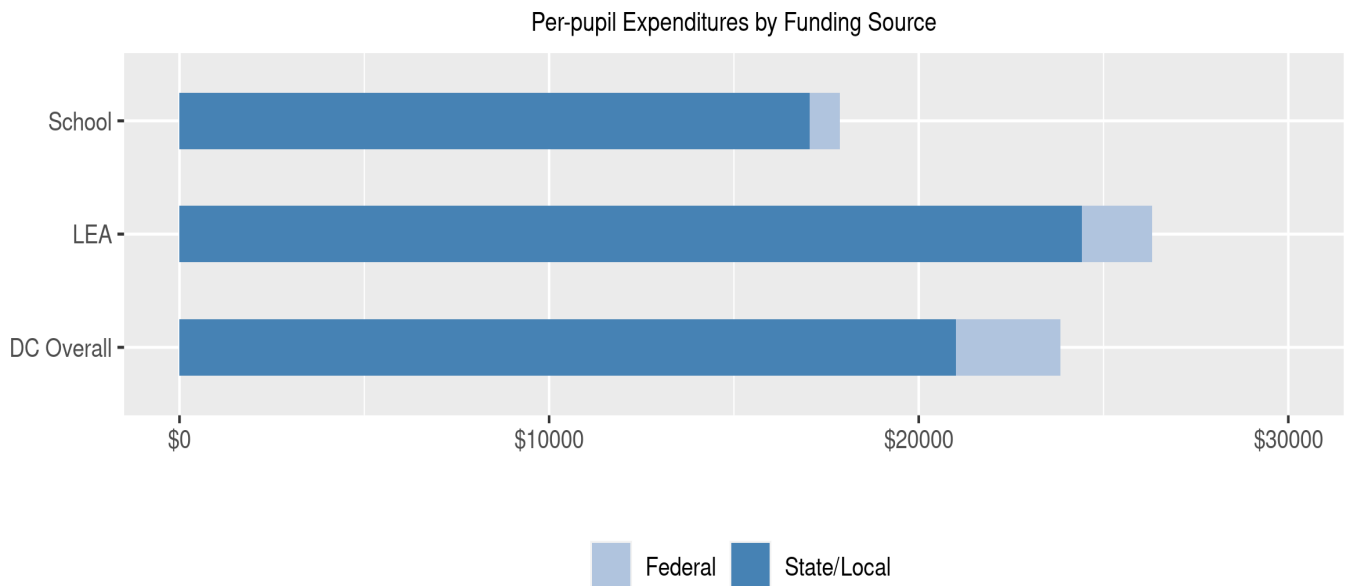
Per-pupil expenditure amount is calculated by dividing the total school expenditures by the October enrollment audit count of public school students.

**Per-pupil:** \$17,865

**October Enrollment Audit Count:** 192

### Per-pupil Expenditures by Funding Source

Details are provided about the funding sources for per-pupil expenditures. State/local sources represent revenue received directly from DC, including local grants and per-pupil funding. Federal sources include federal revenue, such as Title I funds and IDEA funding. Per-pupil expenditures are displayed compared to the LEA and DC average.

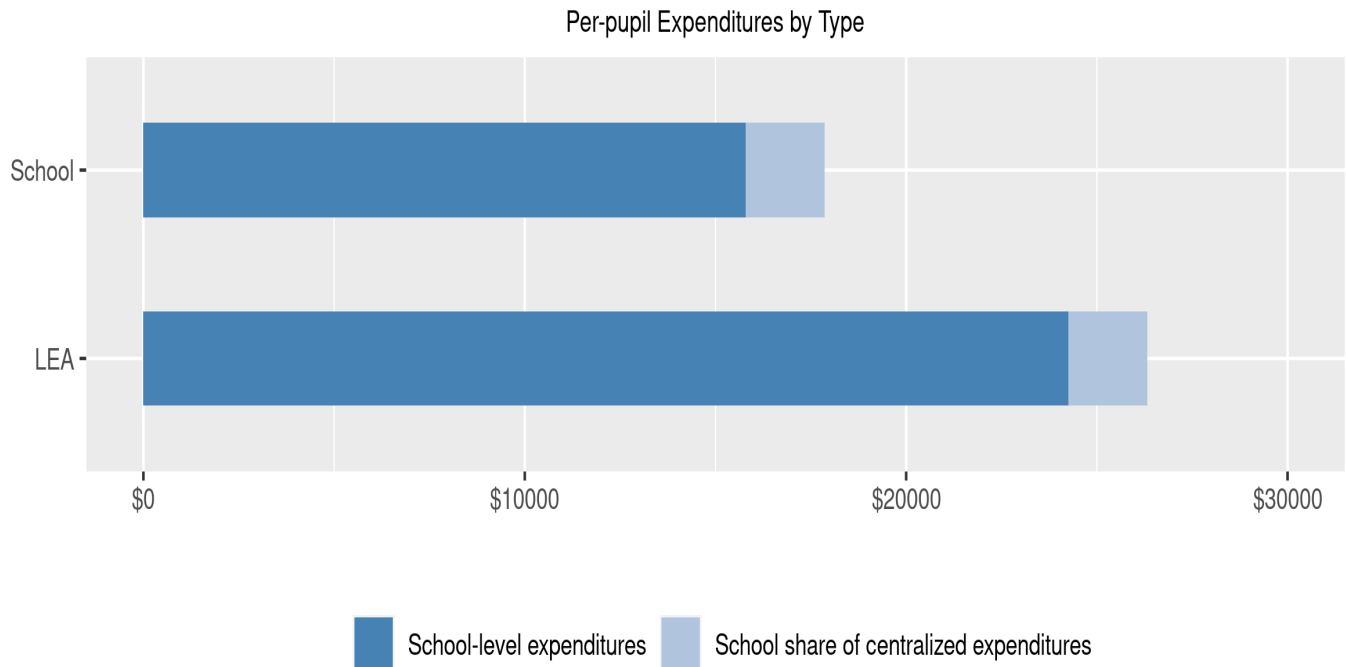


	State/Local	Federal	Total
School	\$17,056 95.47%	\$808 4.52%	\$17,865
LEA	\$24,414 92.76%	\$1,904 7.23%	\$26,319
DC Overall	\$21,002 88.14%	\$2,827 11.86%	\$23,828

# Maya Angelou PCS - Young Adult Learning Center

## Finance (cont.) - Per-pupil Expenditures by Type

Details are provided about the distribution of expenditures between school-level and centralized. School-level expenditures include spending on teacher and administrative salaries, books, supplies, and business costs. Centralized expenditures include the portion of spending at the LEA's central office that are allocated to the school. (Note: LEAs with only one school site do not report separate centralized expenditures)



	School-level expenditures	School share of centralized expenditures	Total
School	\$15,798 88.43%	\$2,066 11.56%	\$17,865
State/Local	\$14,990	\$2,066	
Federal	\$808	\$0	
LEA	\$24,252 92.15%	\$2,066 7.85%	\$26,319
State/Local	\$22,348	\$2,066	
Federal	\$1,904	\$0	