

Thaddeus Stevens Early Learning Center

Message from the School

Thaddeus Stevens Early Learning Center is a standalone early childhood school within DCPS. After a full modernization, the historic Stevens School now serves PK3 and PK4 students from across the District of Columbia. Stevens also serves as the location for a new programming partnership between DCPS and CentroNia, providing a birth-to-five continuum of care in one building. The Stevens ELC staff believes that exploration, creativity, and play serve as the foundation for joyful learning experiences for our young Superstars.



📍 1050 21st Street NW, Washington, DC 20036

🏠 Ward 2

📞 (202) 698-0677

School Instructional Hours

Monday: 08:45AM - 03:15PM

Tuesday: 08:45AM - 03:15PM

Wednesday: 08:45AM - 03:15PM

Thursday: 08:45AM - 03:15PM

Friday: 08:45AM - 03:15PM

Total Students (2020-21 Ever-Enrolled): 88

Total Teachers: 5

Total School Leaders: 2

Grades Served: PK3, PK4

Principal: Amelia Hunt

Title-I Status: Yes

Local Education Agency (LEA): District of Columbia Public Schools

School Uniforms Required: No

Bus Line(s): 31, 33, 32, 36, 38, D6, DC Circulator

Metro Line(s): Not Provided

Before Care Offered: Yes

- **Cost:** Sliding Scale

After Care Offered: Yes

- **Cost:** Free

School Program Information

Not Provided

Parent Organization

Parent Organization

Offered: No

Extracurricular & Enrichment Activities

Not Provided

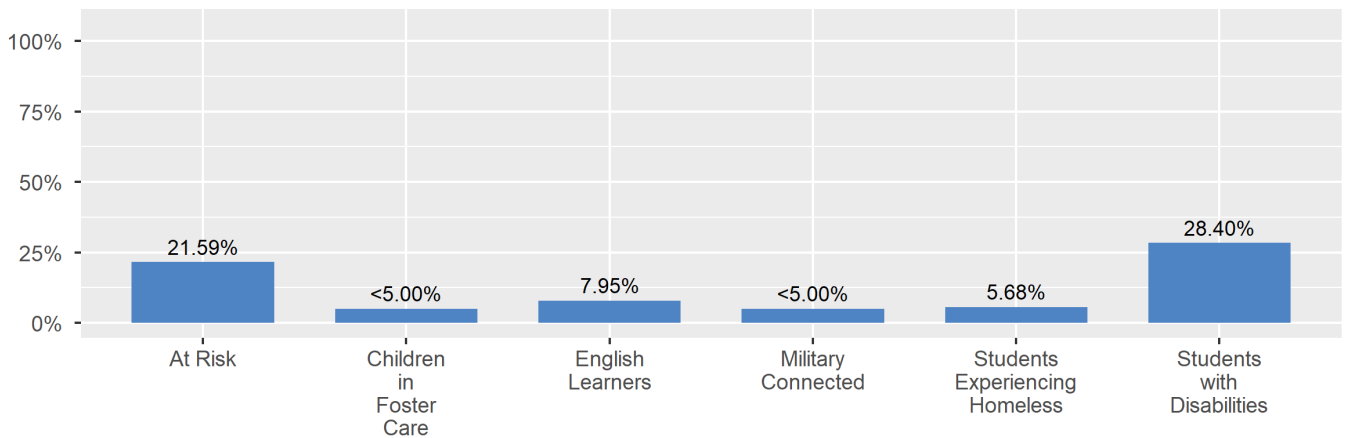
School Enrollment

The ever-enrolled count is the total number of students who are enrolled at any point during the school year; a student who attends a school for one day or 180 days is counted the same way. For this reason, the ever-enrolled count will always be larger than the audit count.

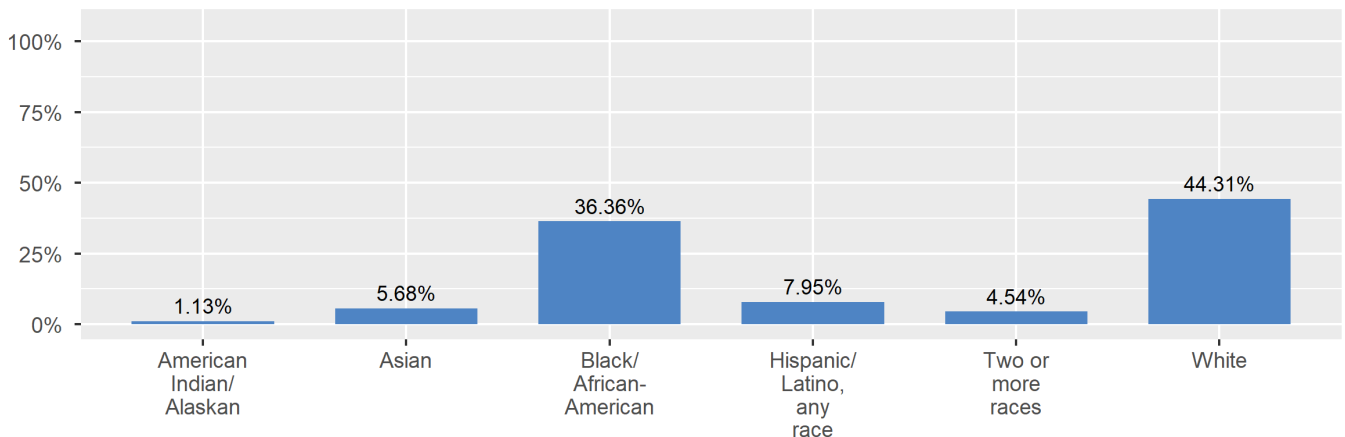
2020-21 Ever-Enrolled by Grade Level

PK3	PK4
58	30

Enrollment by Student Group

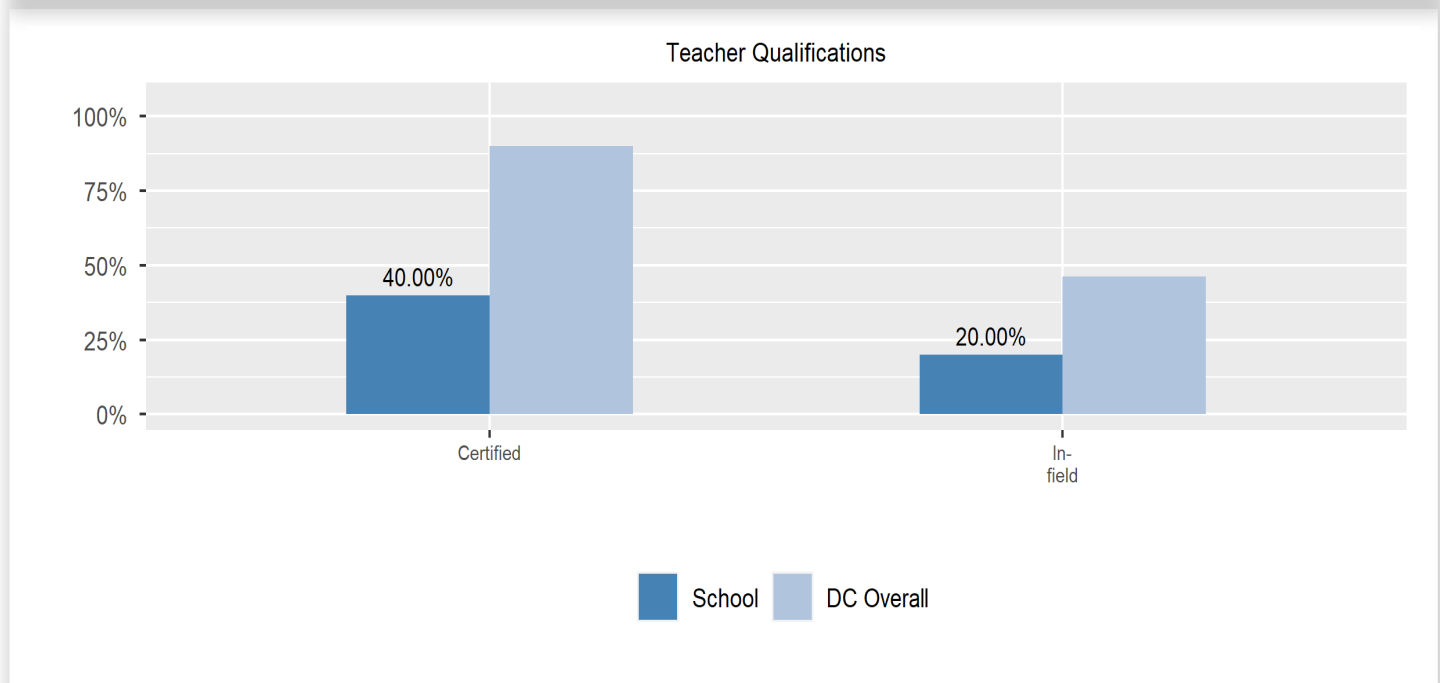
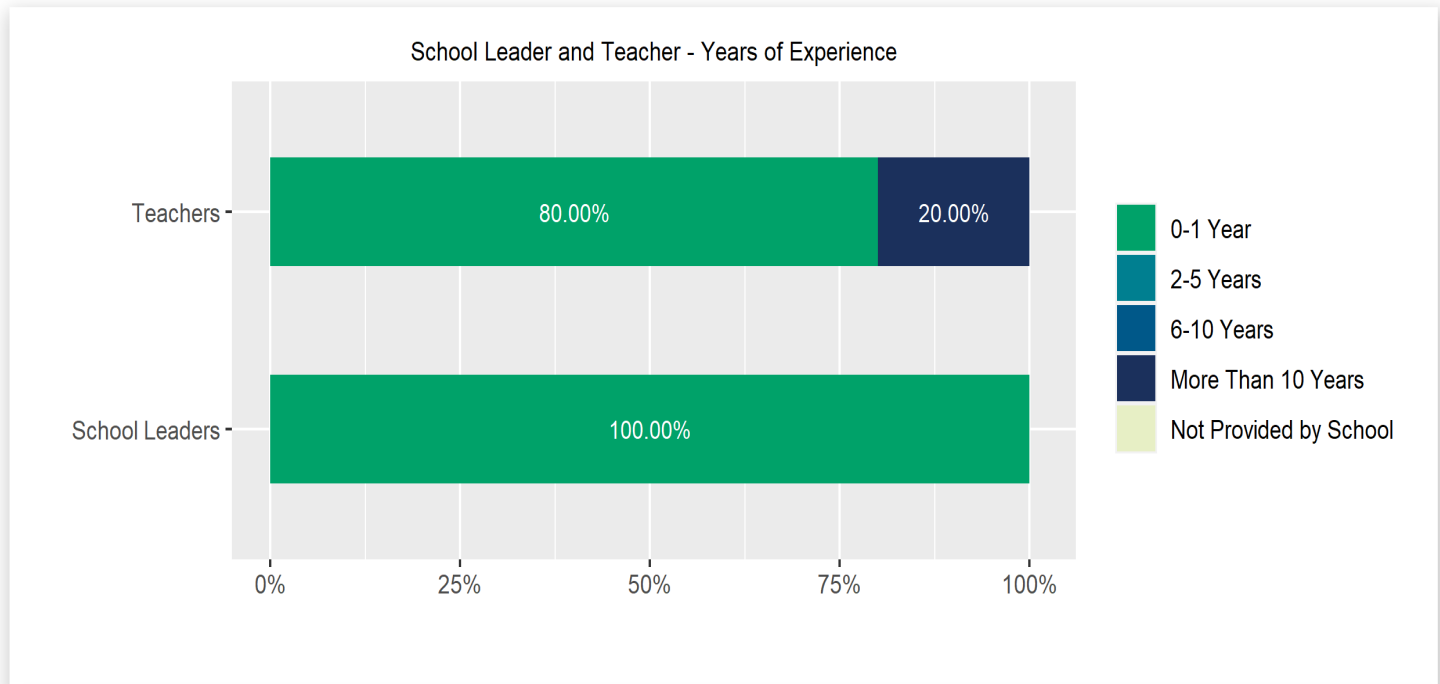


Enrollment by Race/Ethnicity



Teacher and School Leader Data

This page includes information about teacher experience levels in DC Public Schools and public charter schools. For DC Public Schools, it also includes information about credentialed and in-field teachers.

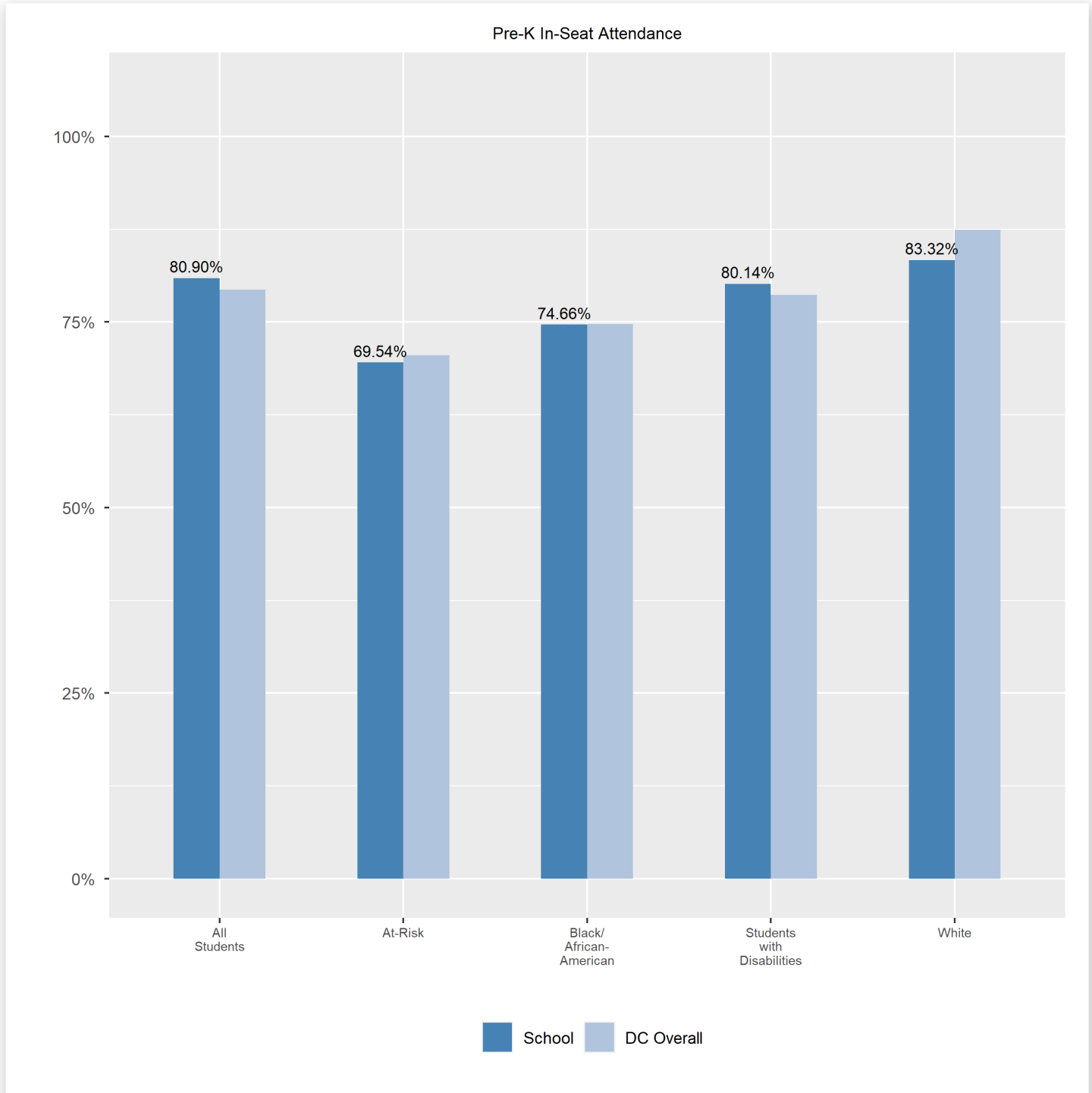


School Safety and Discipline

Information about discipline and school safety in DC, in accordance with the U.S. Department of Education's Civil Rights Data collection, including suspensions and expulsions for students, school related arrests, reported incidents of violence, bullying, and harassment are available in the OSSE Discipline report and data files (<https://osse.dc.gov/page/data-and-reports-0>).

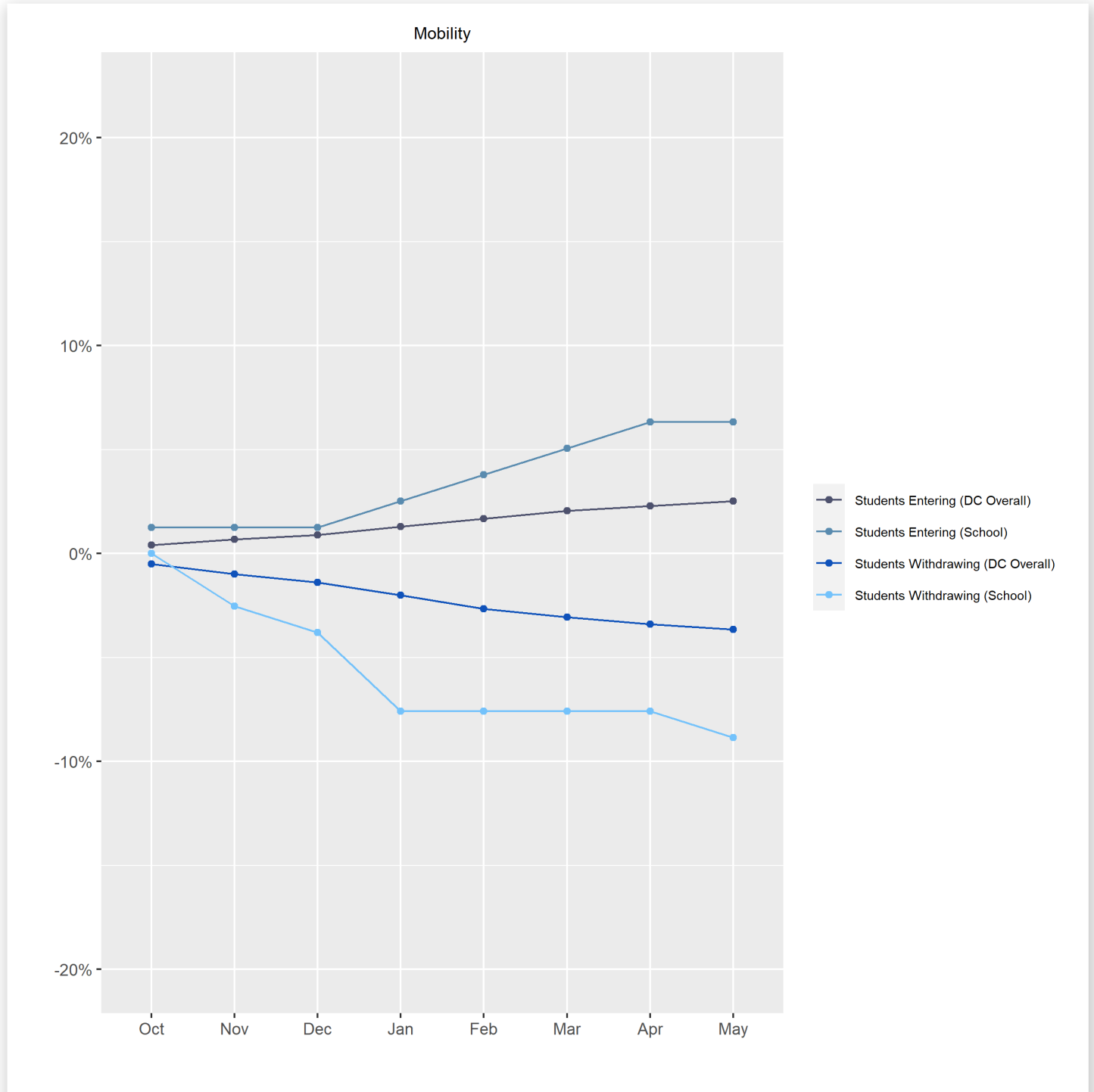
Attendance

Review information on attendance below, including in-seat attendance for all students (there is a separate measure of attendance for pre-K students, since pre-K is not compulsory), and the percentage of students chronically absent, meaning that they miss at least 10% of the school days for which they are enrolled throughout the school year at the school. Note: Due to variations in schools schedules, attendance data may have been collected differently by schools on synchronous and asynchronous learning days. As a result attendance data is unique to this school year and not necessarily comparable to prior years.



Student Enrollment Changes

Explore information on how much the population at the school changes throughout the year or from year to year. It shows information about changes in enrollment, including whether students leave or enter the school mid-year, and whether eligible students choose to re-enroll in the school.



Finance

Per-pupil expenditures represent the average amount of money spent on educating each student. In other words, this value represents the total amount of actual school expenditures divided by the number of students in the school.

2021 Per-pupil Expenditures

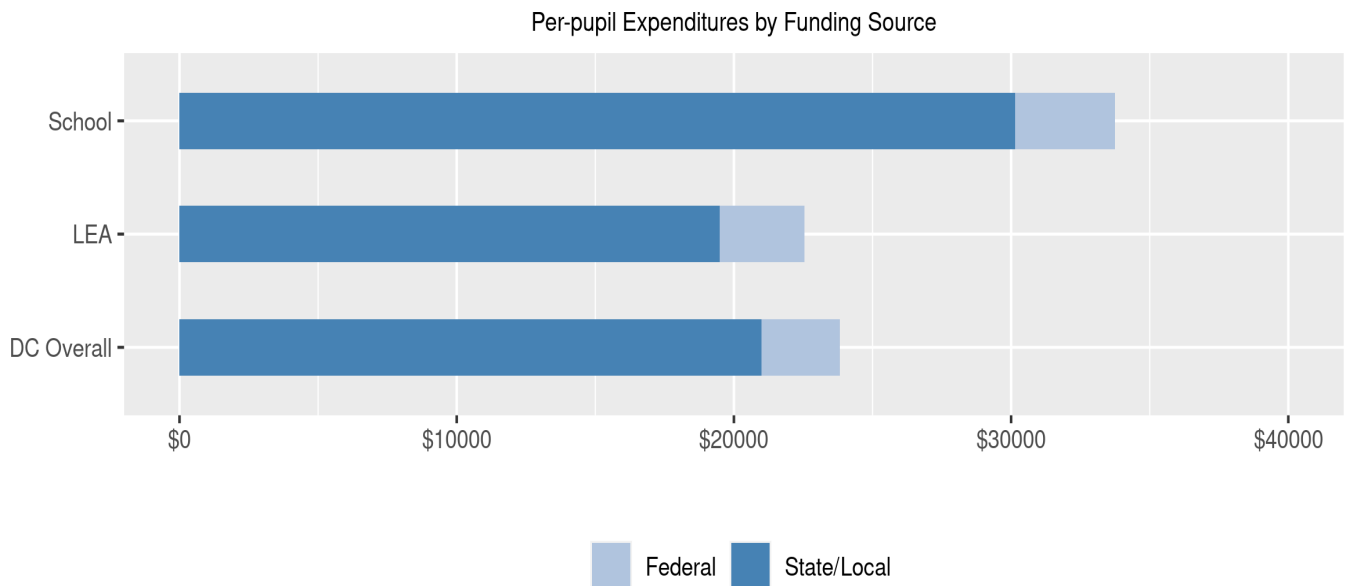
Per-pupil expenditure amount is calculated by dividing the total school expenditures by the October enrollment audit count of public school students.

Per-pupil: \$33,738

October Enrollment Audit Count: 79

Per-pupil Expenditures by Funding Source

Details are provided about the funding sources for per-pupil expenditures. State/local sources represent revenue received directly from DC, including local grants and per-pupil funding. Federal sources include federal revenue, such as Title I funds and IDEA funding. Per-pupil expenditures are displayed compared to the LEA and DC average.

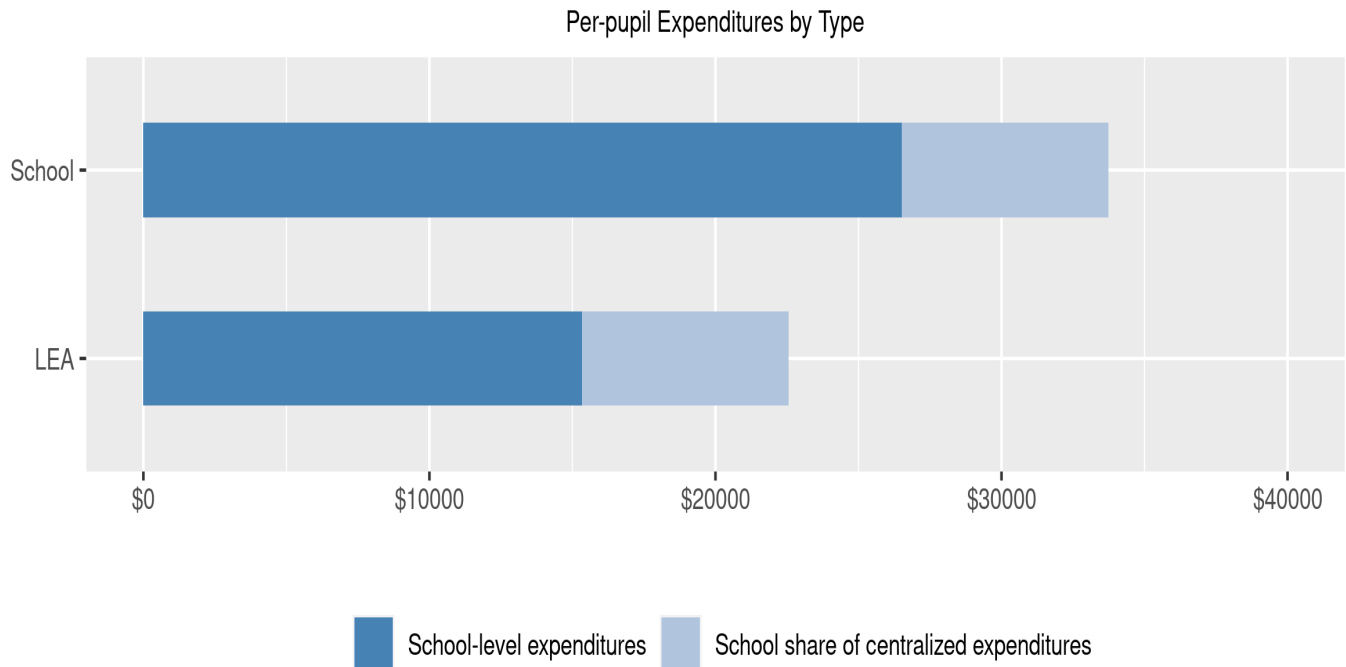


	State/Local	Federal	Total
School	\$30,146 89.35%	\$3,592 10.65%	\$33,738
LEA	\$19,494 86.44%	\$3,059 13.56%	\$22,553
DC Overall	\$21,002 88.14%	\$2,827 11.86%	\$23,828

Thaddeus Stevens Early Learning Center

Finance (cont.) - Per-pupil Expenditures by Type

Details are provided about the distribution of expenditures between school-level and centralized. School-level expenditures include spending on teacher and administrative salaries, books, supplies, and business costs. Centralized expenditures include the portion of spending at the LEA's central office that are allocated to the school. (Note: LEAs with only one school site do not report separate centralized expenditures)



	School-level expenditures	School share of centralized expenditures	Total
School	\$26,509 78.57%	\$7,229 21.43%	\$33,738
State/Local	\$25,123	\$5,024	
Federal	\$1,386	\$2,205	
LEA	\$15,324 67.95%	\$7,229 32.05%	\$22,553
State/Local	\$14,470	\$5,024	
Federal	\$854	\$2,205	